

PRFL 24/44-DI AC INSTRUCTIONS



RISK OF ELECTRICAL SHOCK. DISCONNECT POWER BEFORE INSTALLATION OR SERVICING.



TO BE INSTALLED BY A QUALIFIED ELECTRICIAN IN ACCORDANCE TO LOCAL & NATIONAL ELECTRIC CODES.



FAILURE TO COMPLY TO INSTRUCTIONS & FORMATIONED WARNINGS COULD VOID PRODUCT WARRANTY



CEILING TO BE PROPERLY REINFORCED TO SUPPORT WEIGHT OF THE FIXTURE.

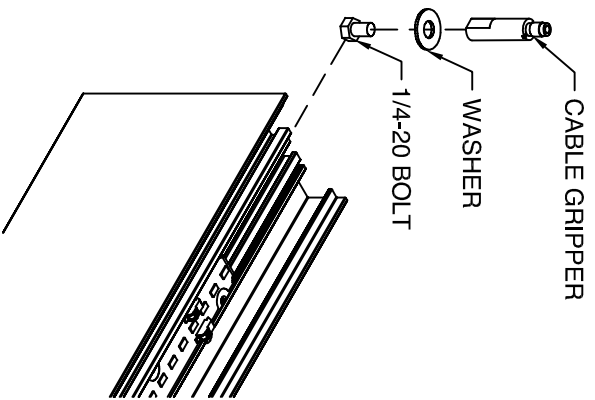


REFERENCE SHOP DRAWINGS FOR CRITICAL MOUNTING DIMENSIONS.



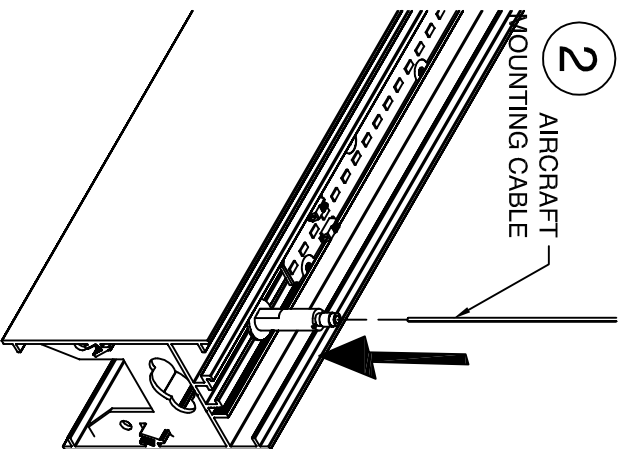
DO NOT CONSTRUCT ROW ON FLOOR & LIFT TO CEILING.

1



1. INSTALL ADJUSTABLE CABLE GRIPPER

2



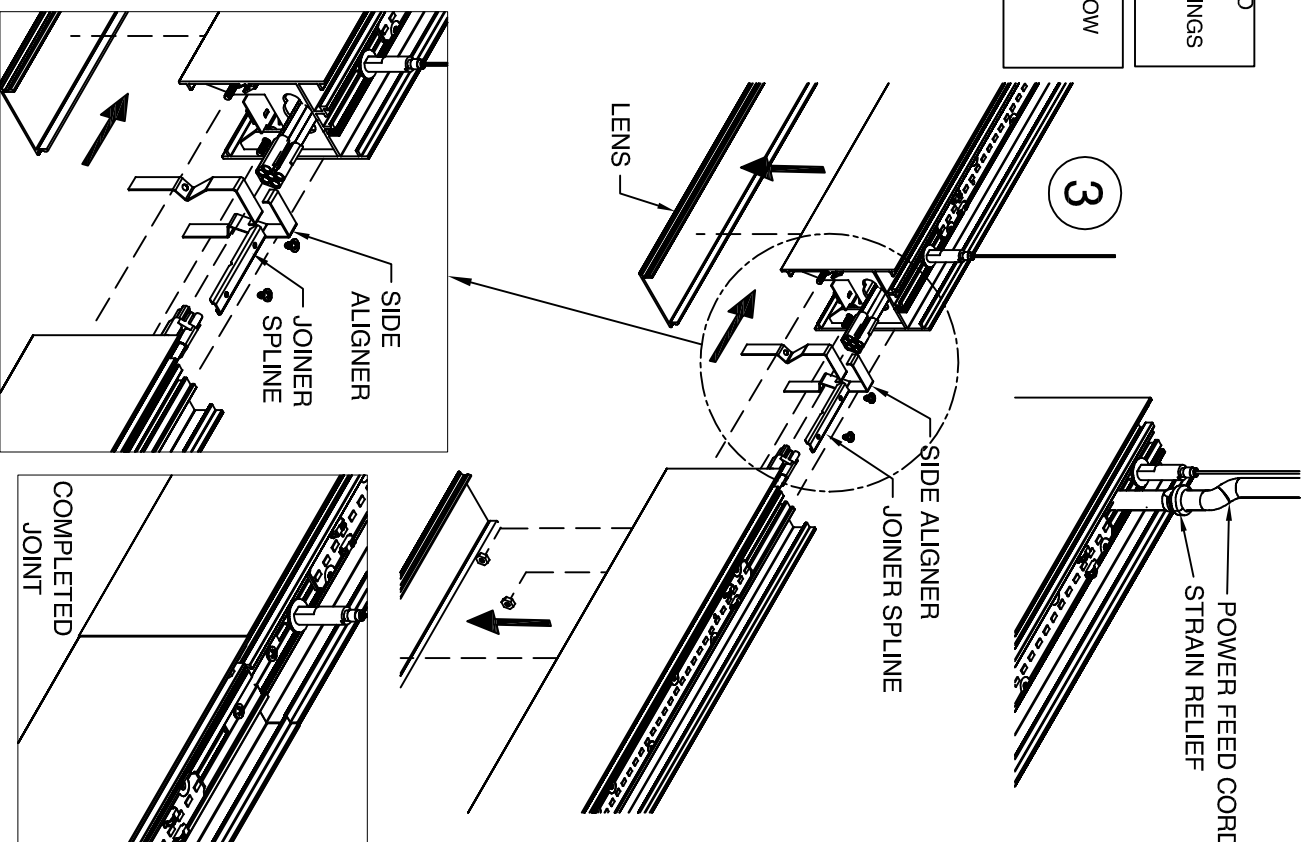
4. POWER FEED IS FACTORY INSTALLED ON END LEFT FIXTURE. REFER TO JOB DRAWINGS FOR JOB SPECIFIC WIRING

5. REINSTALL LENS AFTER ALL WIRING CONNECTIONS ARE MADE; INSTALLATION IS COMPLETE

2. HANG FIXTURE. INSTALL A/C CABLE IN MOUNTING LOCATIONS ACCORDING TO INSTRUCTIONS SUPPLIED WITH MOUNTING KIT. LIFT FIXTURE INTO POSITION AND FEED A/C CABLE THROUGH CABLE GRIPPER. TIGHTEN CABLE GRIPPER IN POSITION

3. HANG NEXT FIXTURE. REMOVE LENSES FROM FIXTURES. **DO NOT MIX LENSES.** CONNECT HARNESS ENDS AND JOIN TO ALREADY HUNG FIXTURE USING SUPPLIED HARDWARE, SIDE ALIGNERS AND SPLINE. CONTINUE HANGING AND JOINING FIXTURES UNTIL ROW IS COMPLETE.

3



MUST BE INSTALLED BY A QUALIFIED ELECTRICIAN. DISCONNECT POWER DURING INSTALLATION/SERVICING. ROW CONFIGURATION IS JOB SPECIFIC. CONSULT SHOP DRAWINGS BEFORE CONSTRUCTING ROWS. STANDARD OPTIONS/SIZES SHOWN. OTHER OPTIONS AVAILABLE WITH SIMILAIR INSTALLATION. BE SURE TO UNDERSTAND ALL PROCEDURES PRIOR TO INSTALLATION. IMPORTANT: THE NATIONAL ELECTRIC CODE REQUIRES THAT ANY FIXTURE IN EXCESS OF 50 POUNDS MUST BE INDEPENDENTLY SUPPORTED OF THE OUTLET BOX. DAY-O-LITE IS NOT RESPONSIBLE FOR INADEQUATE REINFORCEMENT OF STRUCTURAL SUPPORT SYSTEMS. DAY-O-LITE RESERVES THE RIGHT TO MAKE ANY MECHANICAL OR MATERIAL CHANGES TO THE FIXTURES WHICH DO NOT AFFECT THE APPEARANCE OR PERFORMANCE. THIS PRINT IS THE PROPERTY OF DAY-O-LITE AND THE INFORMATION IT CONTAINS MAY NOT BE USED WITHOUT WRITTEN CONSENT OF DAY-O-LITE.

MODEL NO: PRFL 24/44-DI----	PAGE: SHEET 1 OF 1	PART NUMBER: 970010A0
ISSUED ON: 10/10/19		
CONTACT INFORMATION: 126 Chestnut Street, Warwick, RI 02888 Tel. (401) 467-8232 Fax. (401) 941-2960 E-mail: sales@dayville.com WWW: http://www.dayville.com		
<p>Lighting Without Limits</p>		