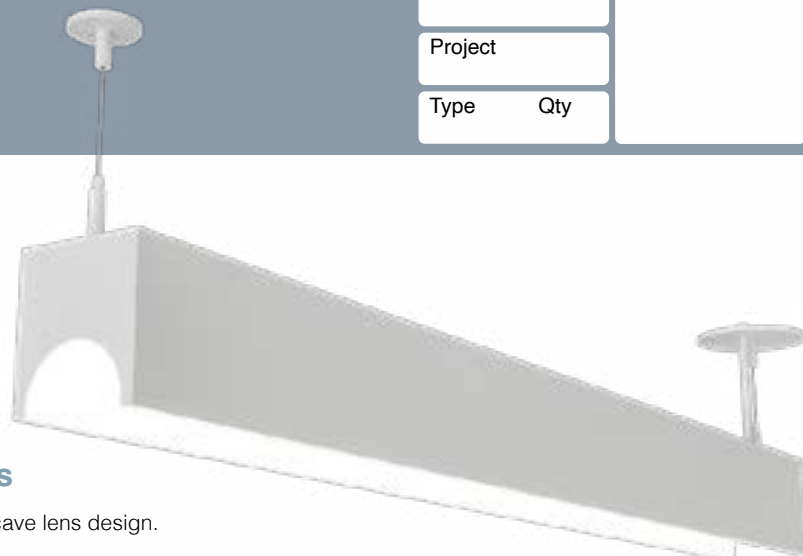
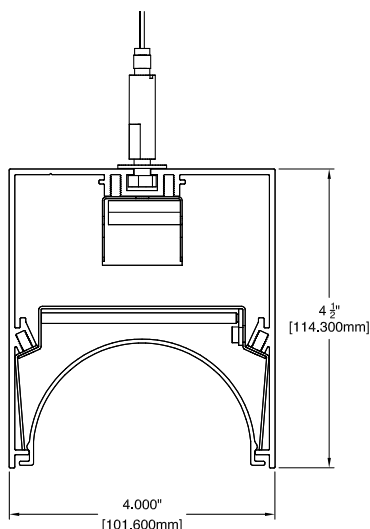




QSTL Series | QSTL-44-D

Date		Notes
Project		
Type	Qty	



## Features

- Unique concave lens design.
- High efficacy LEDs in 80 or 90 CRI.
- Backlit lens eliminates shadowing and glare.
- LED optimized optics for smooth illumination end-to-end.
- Extruded aluminum housing w/welded end-plates for a seamless finish.
- Programmable driver for custom lumen packages. 0-10V dimming to 1% standard.

## Ordering Guide

MODEL	OPTICS	CCT	LUMENS <sup>2</sup>	LENGTH <sup>3</sup>	MOUNTING	FINISH	OPTIONS
<b>QSTL-44-D</b>							
QSTL-44-D Direct	AL = Acrylic, snap-in	<b>STATIC WHITE<sup>1</sup></b> 27 = 2700K 30 = 3000K 35 = 3500K 40 = 4000K 50 = 5000K	LO = 550/ft (5W/ft, 110LPW)  SO = 700/ft (7W/ft, 100LPW)  HO = 850/ft (9W/ft, 95LPW)  Lumens are preliminary. Please consult factory.	2 = 2 ft 3 = 3 ft 4 = 4 ft 5 = 5 ft 6 = 6 ft 7 = 7 ft 8 = 8 ft  For other enter row length (e.g. 48 = 48 ft)	AC = Aircraft Cable  PD = Pendant Stem  S = Surface Mount	W = White CC = Custom Color  AMW = Anti-Microbial White	<b>DIMMING DRIVERS</b> DIM10 = 0-10V (1%) - <b>Standard</b> DIMSR = 0-10V (5.0%) Sensor Ready DIMST = Step Dimming (40%/100%)  <b>LUTRON™ DIMMING DRIVERS</b> LDE1 = Hi-Lume™ 1% EcoSystem™ L3DA3W = Hi-Lume™ 1% 3-Wire  <b>EMERGENCY</b> EMC = Emergency Circuit GTD = Generator Transfer Device EPC4 = 4W Emergency Battery Pack EPC7 = 7W Emergency Battery Pack EPC10 = 10W Emergency Battery Pack EPC12 = 12W Emergency Battery Pack

<sup>1</sup> CCT @ 80+CRI, 3SDCM. For 90CRI add prefix "9"; ex: 935 = 3500K, 90CRI.

<sup>2</sup> LUMENS are preliminary. Please consult factory.

<sup>3</sup> See page 2 for actual fixture lengths and mounting locations.

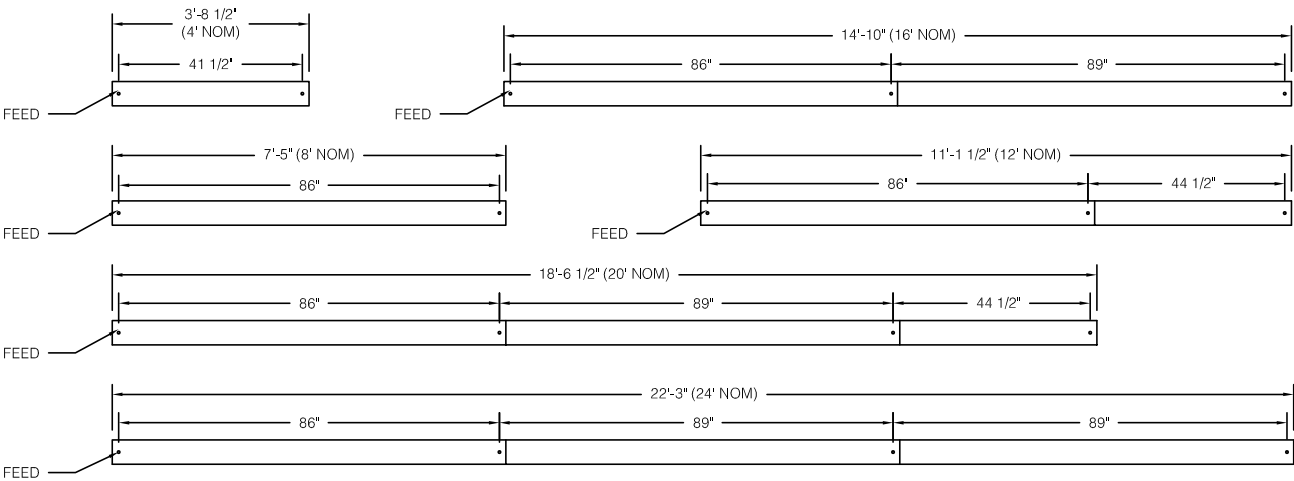


## Individual Fixtures & Continuous Rows

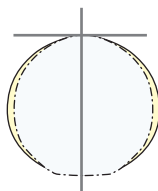
NOMINAL LENGTH	ACTUAL LENGTH	SUSP. 1 O.C.	SUSP. 2 O.C.	SUSP. 3 O.C.
4'	3' 8-1/2"	41 1/2"		
8'	7' 5"	86		
12'	11' 1-1/2"	86	44 1/2"	
16'	14' 10"	86	89	
20'	18' 6-1/2"	86	89	44 1/2"
24'	22' 3"	86	89	89

Individual fixtures and rows are continuously illuminated and joined with included aligner brackets and hardware. Power feed locations and mounting locations are shown below.

Continuous rows longer than 8' and patterns, including EPC/EMC and sensor locations must be approved prior to manufacturing. See below for specifying patterns.

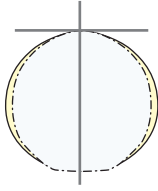


## Photometry



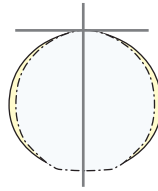
QSTL-44-D-F-40-LO-4  
Acrylic Lens (AL)

4000K CCT  
WATTS: 20  
LUMENS: 2200  
LPW: 110  
Distribution:  
43% Direct, 57% Indirect



QSTL-24-D-40-SO-4  
Acrylic Lens (AL)

4000K CCT  
WATTS: 28  
LUMENS: 2800  
LPW: 100  
Distribution:  
43% Direct, 57% Indirect



QSTL-24-D-40-HO-4  
Acrylic Lens (AL)

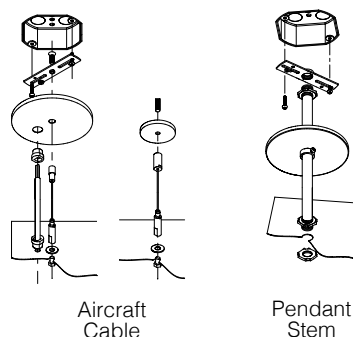
4000K CCT  
WATTS: 36  
LUMENS: 3400  
LPW: 95  
Distribution:  
43% Direct, 57% Indirect

## Standard Suspensions

## Additional Lens Details

Standard suspension options include adjustable self-locking aircraft cables (AC) and rigid pendant stems (PD). AC assembly is 48" x 1/16" with a 5" feed canopy and 2" suspension canopies. 60" 18 gauge power and 22 gauge dimming control SJT feed.

PD assemblies are 5/8" dia. (or 3/8" IP) hollow stem for power feed by others, 24" is standard. Consult factory for longer suspension lengths and other mounting options.



## Specifications

**CONSTRUCTION** Extruded aluminum housing. 20 gauge cold rolled steel internal components.

**REFLECTOR** Die-formed steel finished in highly reflective baked white enamel with pre-finished reflective LED tray.

**OPTICS** LED optimized opal acrylic flush (FL) and opal acrylic drop (DL) lenses available. Diffuse Polycarbonate (DP) lay-in lens available for matching ARCL-24-D series.

**LED** Static white LED modules in 30/35/40 & 50K CCT, 80/90CRI. Lumen maintenance minimum  $L_{70} = 50,000$  hours. 3 SDCM color consistency.

**DRIVER** Standard driver is Class 2 AOC 0-10V to 1%, 120/277V input, PF > 90%, THD < 20 @ 120V. Additional dimming protocols available. All drivers prewired from factory for connection to control system (by others); field replaceable.

**MOUNTING** Standard options include adjustable self-locking aircraft cables (AC), and rigid pendant stems (PD). AC assembly is 48" x 1/16" with a 5" feed canopy and 2" suspension canopies. 18 gauge power and 22 gauge dimming control SJT feed.

**FINISH** Housing and components finished in baked white enamel. Canopies and pendant stems are white enamel unless otherwise specified.

**CERTIFICATION** Luminaires are cETLus listed conforming to UL STD. 1598 and certified to CSA STD C22.2 NO. 250.0. Suitable for dry & damp locations. Union Made in the United States of America. I.B.E.W. RoHS compliant. DLC V5.1 listed.