

Date	Notes
Project	
Type	Qty



Distribution



Optics

- MicroSpot
- MicroBaffle
- Flush Lens
- Regressed Lens

Lumens

- 1000L/ft Direct
- 1000L/ft Indirect

Mounting

- Suspended
- Surface Ceiling

LEDs

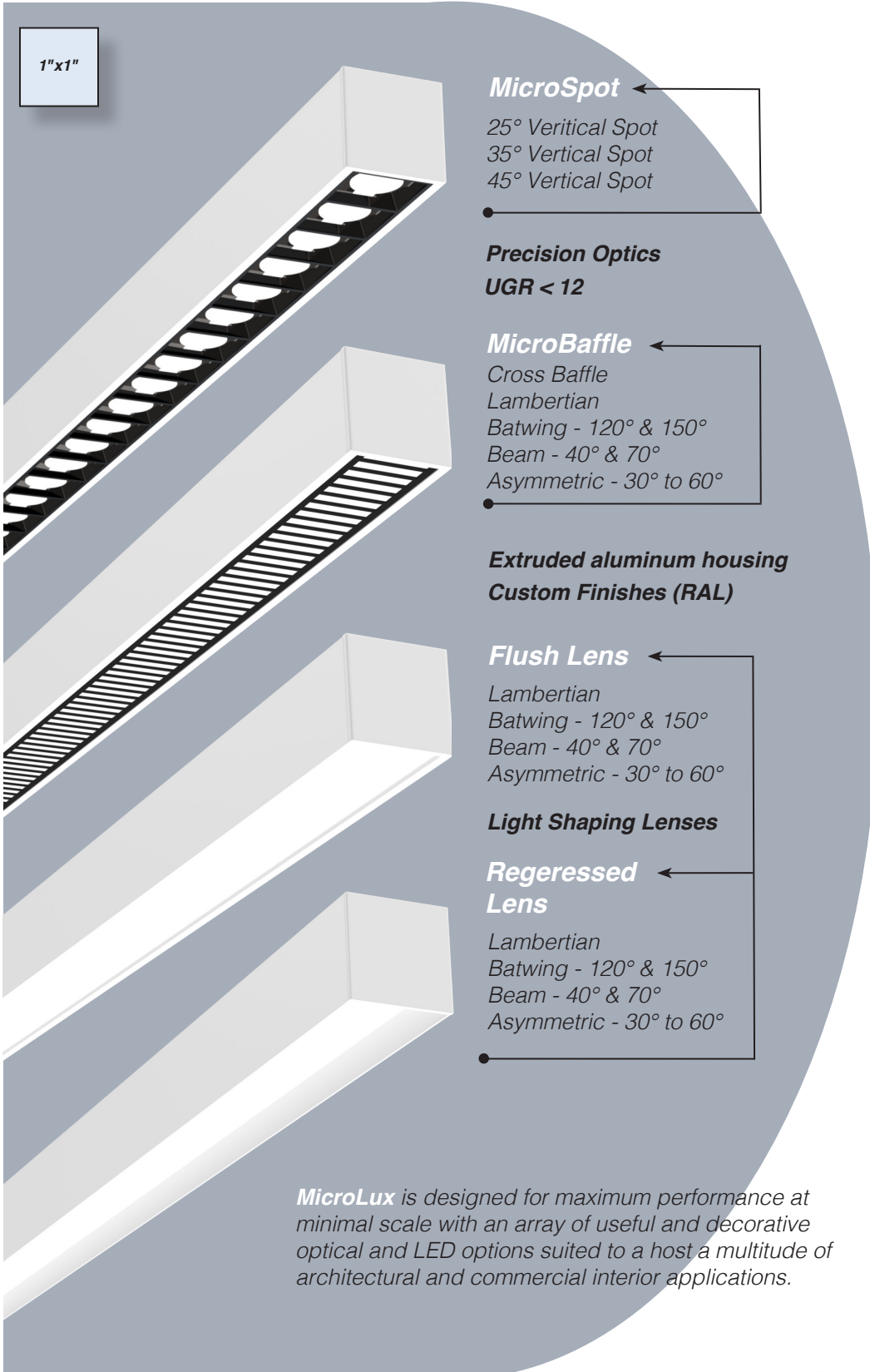
- Static White
- Tunable White
- Dim-to-Warm
- Bios SkyBlue
- RGB
- RGBW

Drivers

- 0-10V
- DALI
- DMX
- Lutron
- ELV
- SR

Options

- EM Battery
- EM Circuit
- Sensors (remote)
- Wireless Control



1"x1"

MicroSpot
 25° Vertical Spot
 35° Vertical Spot
 45° Vertical Spot

Precision Optics
 UGR < 12

MicroBaffle
 Cross Baffle
 Lambertian
 Batwing - 120° & 150°
 Beam - 40° & 70°
 Asymmetric - 30° to 60°

Extruded aluminum housing
 Custom Finishes (RAL)

Flush Lens
 Lambertian
 Batwing - 120° & 150°
 Beam - 40° & 70°
 Asymmetric - 30° to 60°

Light Shaping Lenses

Regressed Lens
 Lambertian
 Batwing - 120° & 150°
 Beam - 40° & 70°
 Asymmetric - 30° to 60°

MicroLux is designed for maximum performance at minimal scale with an array of useful and decorative optical and LED options suited to a host a multitude of architectural and commercial interior applications.

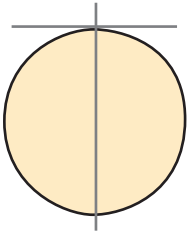
Ordering Guide

MODEL	OPTICS	STATIC WHITE	TUNABLE WHITE & DIM-TO-WARM	RGB/W	BIOS SKYBLUE	LUMENS DIRECT
MLX-PC-D						
MLX-PC-D Direct	<p><i>Optics - Direct details page 3.</i></p> <p>LENSES</p> <p>FL = Flush RL = Regressed DL = Drop Lens X* BFW = Baffle White BFB = Baffle Black</p> <p>DISTRIBUTION (add)</p> <p>LB = Lambertian NB = Narrow Beam 40° MB = Medium Beam 70° BW6 = Batwing 60° BW7 = Batwing 70° AS3 = Asymmetric 30° @ 10° Tilt AS4 = Asymmetric 40° @ 15° Tilt</p> <p>Enter Optics as: XXX(Lens)/XXX(Dist) RLNB = Regressed Lens/ Narrow Beam</p> <p>SPOTS</p> <p>RO25 = Round 25° RO35 = Round 35° RO45 = Round 45°</p> <p>SO25 = Square 25° SO35 = Square 35° SO45 = Square 45°</p> <p>Add W or B suffix for White or Black: R25B = Round 25° Baick Spot</p>	<p>NA = Not Applicable</p> <p>STATIC WHITE</p> <p>80 CRI</p> <p>27 = 2700K 30 = 3000K 35 = 3500K 40 = 4000K 50 = 5000K</p> <p>90 CRI</p> <p>927 = 2700K 930 = 3000K 935 = 3500K 940 = 4000K 950 = 5000K</p>	<p>NA = Not Applicable</p> <p>TUNABLE TWO CHANNEL</p> <p>Fixed Range 2700K-6500K, 80 CRI 2DIM10 = for 0-10V 2DMX = for DMX 2ESN = for Philips 2CAS = for Casambi 2LUT = for Lutron</p> <p>TUNABLE THREE CHANNEL*</p> <p>Factory Programmable Custom CCT Range* 1800K-6500K, 92 CRI 3DIM10 = for 0-10V</p> <p>DIM-TO-WARM TWO CHANNEL</p> <p>Fixed Range CCT 2700K-6500K 80/90 CRI 2DTW = DTW 80 CRI 92DTW = DTW 90 CRI</p> <p>DIM-TO-WARM THREE CHANNEL*</p> <p>Factory Programmable Custom CCT Range* 1800K-6500K, 92 CRI CRI3DTW = DTW 92 CRI</p> <p>*Enter Custom Range: XX/XX = XX Range 18/65 = 18K-65K 22/54 = 22K-54K</p>	<p>NA = Not Applicable</p> <p>RGB/WHITE</p> <p>80 CRI (WHITE)</p> <p>RGB = RGB RGB27 = RGB/27K RGB30 = RGB/30K RGB35 = RGB/35K RGB40 = RGB/40K RGB50 = RGB/50K RGBWW = RGBW</p> <p>90 CRI (WHITE)</p> <p>RGB = RGB RGB927 = RGB/27K RGB930 = RGB/30K RGB935 = RGB/35K RGB940 = RGB/40K RGB950 = RGB/50K RGB9WW = RGBWW</p> <p>SINGAL COLORS</p> <p>R = Red G = Green B = Blue A = Amber</p>	<p>NA = Not Applicable</p> <p>BIOS BIOLOGICAL STATIC WHITE</p> <p>B27 = 2700K B30 = 3000K B35 = 3500K B40 = 4000K B50 = 5000K</p> <p>BIOS BIOLOGICAL DYNAMIC WHITE (DIM-TO-WARM)</p> <p>B30D = 3000K-2700K B35D = 3500K-3000K B40D = 4000K-3500K</p> <p>BIOS BIOLOGICAL TUNABLE WHITE</p> <p>B30T = 3000K-2700K B35T = 3500K-2700K B40T = 4000K-3500K</p> <p><i>BIOS SKYBLUE available in 80 CRI only.</i></p>	<p>STANDARD</p> <p>w/FL/LB Lens. See Page 3 for other optics.</p> <p>LO = 600/ft 5.0W/ft 119LPW</p> <p>SO = 800/ft 6.7W/ft 119LPW</p> <p>HO = 1000/ft 8.4W/ft 140LPW</p> <p>CUSTOM Enter < 1000L/ft</p>

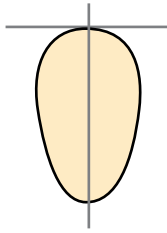
MOUNTING	LENGTH	FINISH	DRIVER / EMERGENCY/ WIRING	SENSORS &CONTROLS
<p>G = 15/16" Grid</p> <p>MG = 9/16" Grid</p> <p>SG = Slot Grid</p>	<p>2 = 2 ft 3 = 3 ft 4 = 4 ft 5 = 5 ft 6 = 6 ft 7 = 7 ft 8 = 8 ft</p> <p><i>For rows enter length in feet.</i></p> <p>P = Pattern</p> <p><i>For Patterns please provide a dimensioned drawing.</i></p> <p><i>Day-O-Lite will provide factory drawings for approval.</i></p>	<p>WH = White</p> <p>CC = Custom Color (RAL#)</p> <p>AM = Anti Microbial White</p>	<p>DRIVERS</p> <p><i>All drivers remote mount only.</i></p> <p>DIM10 = 0-10V (1%) DTO = 0-10V (Dim-to-Off) DIMST = 0-10V Step Dimming DIMSR = DALI Sensor Ready (5.0%) DALI = DALI (5.0%) DMX = DMX</p> <p>LUTRON™</p> <p>LDE1 = Hi-Lume 1% EcoSystem LD2 = Digital 1% (DALI-2) L3DA3W = Hi-Lume 1% 3-Wire</p> <p>EMERGENCY⁵ <i>Remote mount only.</i></p> <p>EMC = Emergency Circuit GRD = Generator Transfer Device EPC4 = 4W Emergency Battery EPC6 = 6.5W Emergency Battery EPC10 = 10W Emergency Battery</p> <p>WIRING</p> <p>FWH = Flexible Wiring Harness</p>	<p>SENSORS - OCC/DAY <i>Remote mount only.</i></p> <p>AVO = Avi-O BNV = BubblyNet LEG = Legrand ANWS = Lutron Athena VIVE = Lutron Vive NLT = Acuity nLight NXC = Current NX ESN = Philips EasySense INT = Philips Interact WWL = Cooper WaveLinX</p> <p>WIRELESS CONTROL <i>Remote mount only.</i></p> <p>AVN = Avi-On Node ANWR = Lutron Athena CAS = Casambi</p>

Direct Optics

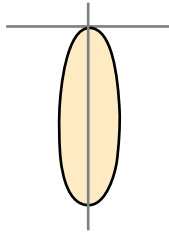
LB: Lambertian



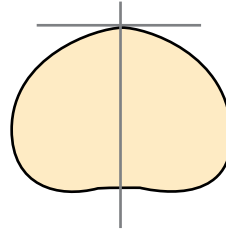
MB: Medium Beam 70°



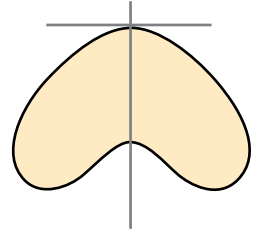
NB: Narrow Beam 40°



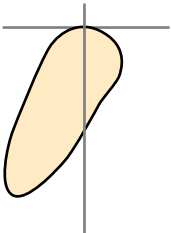
BW7: Batwing 70°



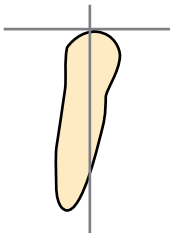
BW6: Batwing 60°



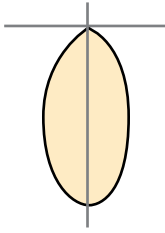
AS4: Asymmetric
40° @ 15° Tilt



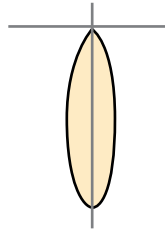
AS3: Asymmetric
30° @ 10° Tilt



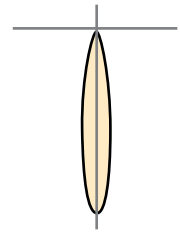
S45: MicroSpot 45°



S35: MicroSpot 35°



S25: MicroSpot 25°



Individual Fixtures & Continuous Rows

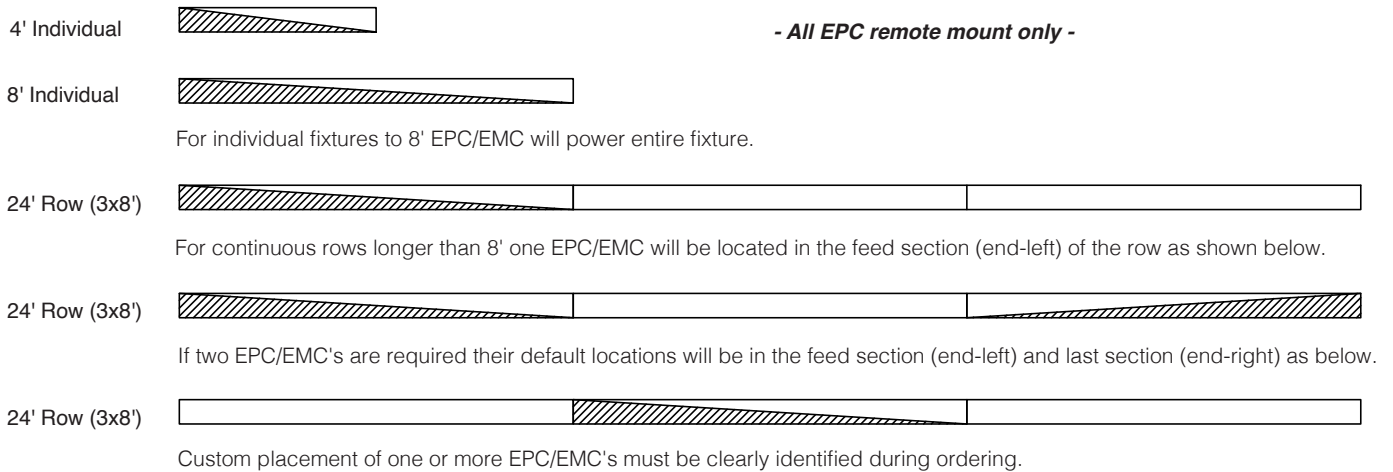
NOMINAL LENGTH	ACTUAL LENGTH	SUSP. 1 O.C.	SUSP. 2 O.C.	SUSP. 3 O.C.
4'	4' 2"	4'		
8'	8' 2"	8'	4'	
12'	12' 2"	8'	8'	
16'	16' 2"	8'	8'	4'
20'	20' 2"	8'	8'	8'
24'	24' 2"	8'	8'	8'

Power feed and suspension locations shown below. Continuous rows longer than 8' including EPC/EMC and sensor locations must be approved prior to manufacturing.

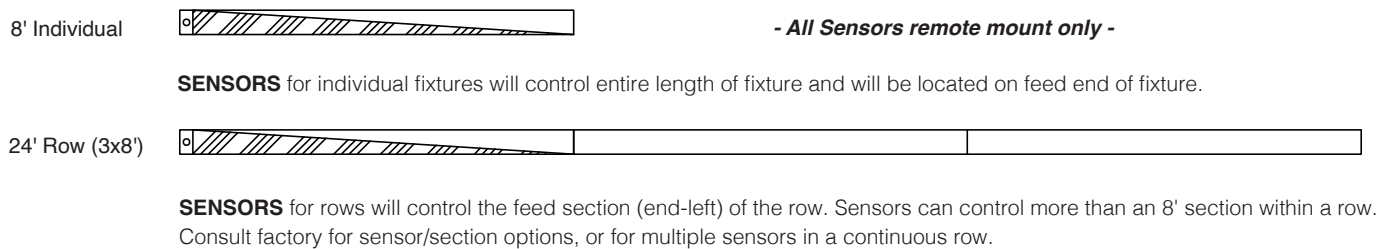


Emergency Locations

EPC will control entire length of individual fixtures. Individual fixtures of differing lengths will deliver the same lumens under EPC power (a 4' fixture will deliver the same total lumens over half the length of an 8' fixture). EMC controlled individual fixtures will deliver lumens per foot as originally specified, unless dimmed at time of power loss. Consult factory for EMC dimming override device.



Sensors



Specifications

CONSTRUCTION: Extruded aluminum housing.

REFLECTOR: Highly reflective baked white enamel with pre-finished reflective LED tray.

OPTICS: Flush and Regressed Lambertian, batwing, and asymmetric acrylic lens; and Spot optics in wide, medium and narrow beam. Cross-blade baffles also available (w/regressed lens).

LED: Static white LED modules in 27/30/35/40 & 50K CCT, 80/90CRI. Lumen maintenance minimum $L_{70} = 50,000$ hours. 3 SDCM color consistency. BIOS SkyBlue, RGB, RGBW, Tunable White and Dim-to-Warm options available; field replaceable.

DRIVER: Standard remote driver is Class 2 AOC 0-10V to 1%, Dim-to-Off available. 120/277V input, PF > 90%, THD < 20 @ 120V. DMX, DALI & Lutron protocols available. All drivers prewired for connection to control system (by others); field replaceable.

MOUNTING: Standard installation is lay-in in suspended grid systems.

FINISH: Housing and components finished in baked white enamel.

CERTIFICATION: cETLus listed conforming to UL STD. 1598 and certified to CSA STD C22.2 NO. 250.0. Union Made in the United States of America. I.B.E.W., BAA compliant, Suitable for damp locations. Declare Red List Approved.

LEGAL: Day-O-Lite, a division of SCW Corporation. All rights reserved. The Day-O-Lite logo is a registered trademark of SCW Corporation. Actual product performance may differ due to end user environment, application and installation. Luminaires have been tested at 25° C ambient temperature. Consult Day-O-Lite for high-ambient conditions. Day-O-Lite reserves the right to change specifications without notice for product improvement. DMX systems, sensors and control options to be commissioned by qualified personnel.

Product Resources

IES Files



Install Guide



Bios Guide



DMX Guide



Wood Grain Finish



Brand Assets

USA, BAA, BABAA



Declare Labels



Stainability Report



Terms & Conditions

Terms & Conditions



Warranty



LED L_{70} Lifetime

