

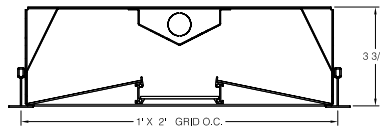



# Harmony Series | HML 1x2

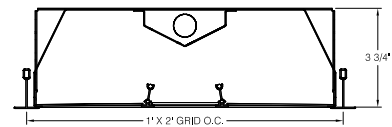
Date		Notes
Project		
Type	Qty	

## Features

- Unique three lens design w/specular aluminum inserts.
- 3 3/4" low profile housing fits shallow plenum spaces.
- LED optimized optics for smooth, efficient illumination.
- Programmable driver for custom lumen packages.
- 0-10V dimming to 1% standard or Dim-to-Off.
- DMX, Lutron and DALI protocols also available.
- Sensor Ready for wireless Smart Lighting Solutions.
- 80/90CRI, Tunable White, RGBW & RGBWW.
- Bios SkyBlue™ circadian solutions available.
- Type IC Inherently Protected.
- Declare Red List Approved.
- Damp Location Suitable.



A = Angled Lens



F = Flat Lens

## Ordering Guide



MODEL	OPTICS	CCT <sup>1</sup>	LUMENS <sup>2</sup>	SIZE	MOUNTING <sup>3</sup>	FINISH	OPTIONS
	SI			12			
<b>HML-A</b> Angled Lens  <b>HML-F</b> Flat Lens	SI =Satin Ice Acrylic Lenses	<b>STATIC WHITE</b> 27 = 2700K 80CRI 30 = 3000K 80CRI 35 = 3500K 80CRI 40 = 4000K 80CRI 50 = 5000K 80CRI  <b>BIOS SkyBlue</b> Circadian solutions  <b>TUNABLE 2-Channel</b> 2700K-6500K Fixed CCT Range 2DIM10 = for 0-10V 2DMX = for DMX 2ESN = for Philips 2CAS = for Casambi 2LUT = for Lutron  <b>TUNABLE 3-Channel</b> 1800K-6500K 92 CRI Selectable CCT Range 3DIM10 = for 0-10V  <b>DIM-TO-WARM</b> DTW = Dim-to-Warm (2700K-6500K) 0-10V 3DTW = Dim-to-Warm (1800K-6500K) 0-10V  <b>RGB + WHITE</b> RGB = RGB RGBW = RGBW RGBWW = RGBWW	<b>STANDARD</b> <b>VLO</b> = 1425L (15W, 109LPW)  <b>LO</b> = 2100L (20W, 107LPW)  <b>SO</b> = 2850L (27W, 106LPW)  <b>HO</b> = 3560L (35W, 104LPW)  <b>VHO</b> = 4450L (43W, 103LPW)  <b>CUSTOM</b> For custom lumens specify any value < VHO.	<b>12</b> = 1x2	<b>G</b> = Grid 15/16" T-Bar  <b>MG</b> = Mini Grid 9/16" T-Bar  <b>SG</b> = Slot Grid  <b>SGF</b> = Slot Grid Flush  <b>XG</b> = Interlude  <b>XGF</b> = Interlude Flush  <b>TGF</b> = Tegular Flush 15/16" T-Bar  <b>XGF</b> = Tegular Flush 9/16" T-Bar  <b>ACY</b> = Aircraft "Y" Cable  <b>S</b> = Surface  <b>F</b> = Flanged	<b>W</b> = White  <b>CC</b> = Custom Color  <b>AMW</b> = Anti-Microbial White	<b>DIMMING DRIVERS</b> <b>DIM10</b> = 0-10V (1%) Standard DTO = 0-10V (Dim-to-Off) DIMST = 0-10V Step Dimming DIMSR = DALI Sensor Ready (5.0%) DALI = DALI (5.0%) DMX = DMX  <b>LUTRON™ DIMMING DRIVERS</b> <b>LDE1</b> = Hi-Lume 1% EcoSystem LD2 = Digital 1% (DALI-2) L3DA3W = Hi-Lume 1% 3-Wire  <b>SENSORS &amp; CONTROLS<sup>4</sup></b> AVO = Avi-On Sensor AWNS = Lutron Athena Sensor ESN = EasySense Sensor CAS = Casambi Wireless Control  <b>EMERGENCY &amp; OTHER<sup>5</sup></b> EMC = Emergency Circuit GTD = Generator Transfer Device EPC4 = 4W Emergency Battery Pack <b>EPC6</b> = 6.5W Emergency Battery Pack EPC10 = 10W Emergency Battery Pack EPC12 = 12W Emergency Battery Pack  <b>WIRING &amp; OTHER</b> FWH = Flexible Wiring Harness FK12 = Flange Kit

<sup>1</sup>All LED, BIOS, Tunable White, DTW, and RGB/W options and Ordering Codes page 2.

<sup>2</sup>Lumens at 80CRI, 3500K, FL lens. Photometry page 5.

<sup>3</sup>DLC options are limited to FL optics, static white 35/40K CCT @ 80CRI, SO lumens, all mounting, all finishes, and all options excluding DIMST.

<sup>4</sup>See page 5 for mounting option details.

<sup>5</sup>All Sensor & Control options page 2.

BAA letter of compliance available at [www.dayolite.com](http://www.dayolite.com).

## LED, BIOS, Sensor & Control Ordering Codes

### LED

#### Static White

30 = 3000K 80 CRI  
 35 = 3500K 80 CRI  
 40 = 4000K 80 CRI  
 50 = 5000K 80 CRI

927 = 2700K 90 CRI  
 930 = 3000K 90 CRI  
 935 = 3500K 90 CRI  
 940 = 4000K 90 CRI

#### Tunable<sup>1</sup> 2-Channel

2700K-6500K 80 CRI  
 Fixed CCT Range

2DIM10 = 0-10V  
 2DMX = DMX 80  
 2CAS = Casambi Wireless  
 2ESN = Philips EasySense  
 2LUT = Lutron (LD2)

92DIM10 = 0-10V 90 CRI  
 92DMX = DMX 90 CRI  
 92CAS = Casambi Wireless 90 CRI  
 92ESN = Philips EasySense 90 CRI  
 92LUT = Lutron (LD2) 90 CRI

#### Tunable<sup>1</sup> 3-Channel

1800K-6500K 92 CRI  
 Selectable range CCT (factory set)

3DIM10 = 0-10V Dimming

#### Dim-to-Warm<sup>2</sup>

DTW = 6500K-2700K 80 CRI  
 9DTW = 6500K-2700K 90 CRI

3DTW = 6500K-1800K 92 CRI  
 Selectable range CCT (factory set).  
 To specify write in the desired  
 range; eg. 65/18 = 6500K-1800K,  
 or 57/22 = 5700K-2200K.

#### RGB/W<sup>3</sup>

RGB = RGB only  
 RGB27 = RGB w/2700K  
 RGB30 = RGB w/3000K  
 RGB35 = RGB W/3500K  
 RGB40 = RGB w/4000K  
 RGB50 = RGB w/5000K  
 RGBWW = RGB w/2700K-6500K  
 ADV = Advanced Color  
 125mm increment RGB or  
 RGBW pixel control

#### Single Color

RED = Red  
 BLU = Blue  
 GRN = Green  
 AMB = Amber

### BIOS SkyBlue

BIOS SkyBlue biological technology brings the benefits of blue skies inside. BIOS SkyBlue is the only spectrally optimized circadian solution to target the region that drives wellness benefits including: increased alertness, enhanced productivity, better mood, and better sleep. More information may be found at [www.bioslighting.com](http://www.bioslighting.com) or by contacting Day-O-Lite directly. All options for 0-10V control.

#### BIOS Biological Static

For daytime applications. BIOS Static Biological LED features key BIOS SkyBlue (490nm) for maximum daytime circadian impact.

B30 = 3000K  
 B35 = 3500K  
 B40 = 4000K

#### BIOS Biological Dynamic White

Designed to transition from daytime to evening in a dim-to-warm protocol. The daytime CCT includes full BIOS SkyBlue (490nm) for maximum daytime circadian impact, while the evening spectrum removes BIOS SkyBlue for minimal circadian stimulus after hours.

B30D = 3000K-2700K  
 B35D = 3500K-3000K  
 B40D = 4000K-3500K

#### BIOS Biological Tunable White

Designed to transition from daytime to evening in a tunable white protocol. The daytime CCT includes full BIOS SkyBlue (490nm) for maximum daytime circadian impact, while the evening spectrum removes BIOS SkyBlue for minimal circadian stimulus after hours.

B30T = 3000K-2700K  
 B35T = 3500K-2700K  
 B40T = 4000K-2700K

### Sensors & Controls

#### Sensors

AVO = Avi-On Occ/Day  
 AVM = Avi-On Occ (Microwave)  
 AVN = Avi-On Node  
 BNV = BubblyNet Occ/Day  
 LEG = Legrand Occ/Day  
 ANW = Lutron Athena Occ/Day  
 VIVE = Lutron Vive Occ/Day  
 NLT = Acuity nLight Occ/Day  
 NXC = Current NX Occ/Day  
 ESN = Philips EasySense Occ/Day  
 WWL = Cooper WaveLinX Occ/Day

Sensors and control options to be commissioned wirelessly in the field by qualified controls personnel with applicable apps (by others).

#### Wireless Control

CAS = Casambi

#### Other Options

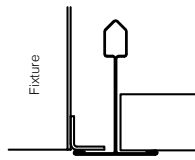
Other sensor and wireless control options are available. Contact factory for details.

<sup>1</sup>Tunable white may be controlled by a number of dimming protocols as shown. 2-Channel has a fixed range of 2700K-6500K. 3-Channel has a maximum range of 1800K-6500K, but other sub-ranges may be specified. 3-Channel Tunable White has a third diode to more closely approximate the black body curve in the mid CCT ranges. Contact Day-O-Lite for details.

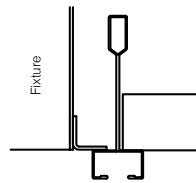
<sup>2</sup>Dim-to-Warm mimics incandescent dimming by warming the CCT from 6500K-2700K (2DTW) or 6500K-1800K (3DTW) as light levels are dimmed.

<sup>3</sup>All RGB, RGBW, RGBWW and ADV options for **DMX** control (by others). 80 CRI standard. All fixtures with **DMX** drivers include **DMX** cabling prewired to the driver/s, terminated with an RJ45 mail adapter ease of installation.

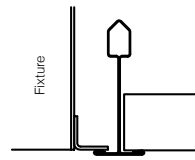
### Grid Ceiling Mounting Options



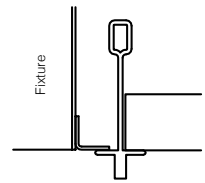
**G**  
15/16" T-Bar



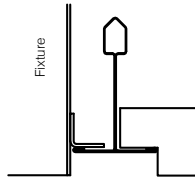
**SG**  
Slot Grid



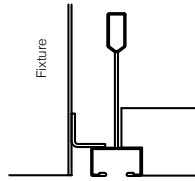
**MG**  
9/16" T-Bar



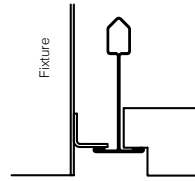
**XG**  
Interlude



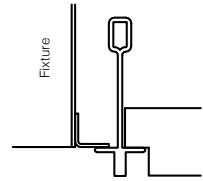
**TGF**  
15/16" Tegular  
Flush



**SGF**  
Slot Grid  
Flush



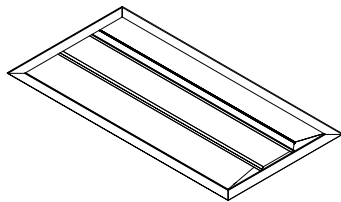
**MTGF**  
9/16" Tegular  
Flush



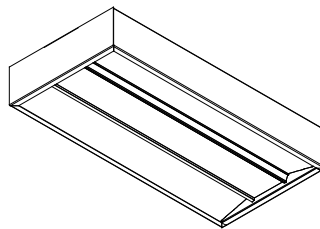
**XGF**  
Interlude  
Flush

### Additional Mounting Options

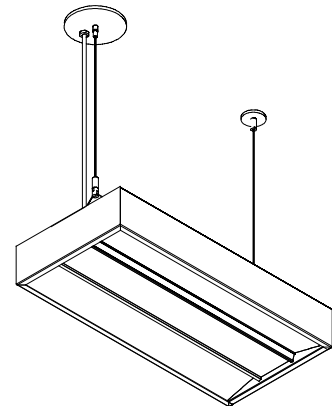
In addition to recessed mounting in grid ceilings Harmony may also be installed in plaster and sheetrock ceilings, surface mounted to ceilings, or suspended. Surface and suspended options are supplied with a finished exterior housing.



**F**  
Flanged Housing  
(plaster ceilings)



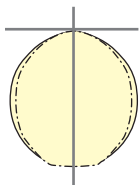
**S**  
Surface Ceiling mount  
w/finished housing



**ACY**  
Suspended Aircraft  
Cable (1/16" dia., 48"L)

**FK-12** Flange Kit available for grid to plaster ceiling conversion

### Photometry



HML-A-D-SI-35-**VLO**-12  
CCT: 3500K  
WATTS: 15  
LUMENS: 1630  
LPW: 109

HML-A-D-SI-35-**LO**-12  
CCT: 3500K  
WATTS: 20  
LUMENS: 2138  
LPW: 107

HML-A-D-SI-35-**SO**-12  
CCT: 3500K  
WATTS: 27  
LUMENS: 2850  
LPW: 106

HML-A-D-SI-35-**HO**-12  
CCT: 3500K  
WATTS: 35  
LUMENS: 3560  
LPW: 104

HML-A-D-SI-35-**VHO**-12  
CCT: 3500K  
WATTS: 43  
LUMENS: 4450  
LPW: 103

3500K @ 80CRI, SI lens.

Use the following multipliers for other CCTs: 2700K x 0.96, 3000K x 0.98, 4000K x 1.02, 5000K x 1.03. IES files @ [www.dayolite.com](http://www.dayolite.com)

## Specifications

**CONSTRUCTION:** 20 gauge CRS housing and internal components. Extruded Aluminum divider rails with specular aluminum inserts.

**REFLECTOR:** 20 gauge CRS finished in highly reflective baked white enamel with pre-finished reflective LED tray.

**OPTICS:** LED optimized Satin Ice (SI) acrylic lay-in lenses.

**LED:** Static white LED modules in 27/30/35/40 & 50K CCT, 80/90CRI. Lumen maintenance minimum  $L_{70}$  = 50,000 hours. 3 SDCM color consistency. BIOS SkyBlue, RGB, RGBW, RGBWW. Tunable White and Dim-to-Warm options available; field replaceable.

**DRIVER:** Standard driver is Class 2 AOC 0-10V to 1%, Dim-to-Off available. 120/277V input, PF > 90%, THD < 20 @ 120V. DMX, DALI & Lutron protocols available. All drivers prewired for connection to control system (by others); field replaceable.

**MOUNTING:** Standard installation is in an exposed inverted T-bar ceiling. Fixtures are supplied with four T-bar brackets for additional support. May also be surface mounted, flanged for installation in plaster ceilings and suspended with aircraft cables.

**FINISH:** Housing and components finished in baked white enamel.

**CERTIFICATION:** cETLus conforming to UL STD. 1598 and certified to CSA STD C22.2 NO. 250.0. Suitable for dry & damp locations. Union Made in the United States of America, I.B.E.W., BAA compliant, DLC V5.1 Standard Listed, Declare Red List Approved, Damp Location Suitable, Type IC Inherently Protected.

**LEGAL:** Day-O-Lite, a division of SCW Corporation. All rights reserved. The Day-O-Lite logo is a registered trademark of SCW Corporation. Actual product performance may differ due to end user environment, application and installation. Luminaires have been tested at 25° C ambient temperature. Consult Day-O-Lite for high-ambient conditions. Day-O-Lite reserves the right to change specifications without notice for product improvement.

---

## **RS** Rapid Ship Program

Rapid Ship products are estimated to ship 10 business days or less from the morning the order is received and confirmed. Linear rows will ship 10 business days or less from the day the layout drawings are approved. Orders confirmed and layouts approved after 12:00 p.m. Eastern Time are estimated to ship 10 days or less from the following business morning. Please refer to complete program Terms & Conditions at [www.dayolite.com](http://www.dayolite.com).

Rapid Ship options are limited to those highlighted in **blue** on the Ordering Guide. 400' max individual or continuous row allowed. Consult factory for additional information.