

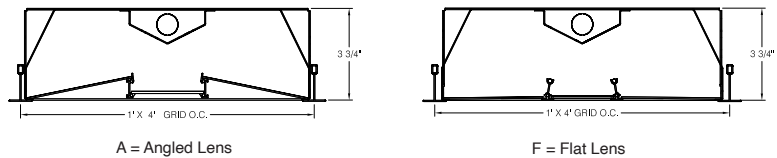



Harmony Series | HML 1x4

Date		Notes
Project		
Type	Qty	

Features

- Unique three lens design w/specular aluminum inserts.
- 3 3/4" low profile housing fits shallow plenum spaces.
- LED optimized optics for smooth, efficient illumination.
- Programmable driver for custom lumen packages.
- 0-10V dimming to 1% standard or Dim-to-Off.
- DMX, Lutron and DALI protocols also available.
- Sensor Ready for wireless Smart Lighting Solutions.
- 80/90CRI, Tunable White, RGBW & RGBWW.
- Bios SkyBlue™ circadian solutions available.
- Type IC Inherently Protected.
- Declare Red List Approved.
- Damp Location Suitable.



Ordering Guide



MODEL	OPTICS	CCT ¹	LUMENS ²	SIZE	MOUNTING ⁴	FINISH	OPTIONS
	SI			14			
HML-A Angled Lens	SI =Satin Ice Acrylic Lenses	STATIC WHITE 27 = 2700K 80CRI 30 = 3000K 80CRI 35 = 3500K 80CRI 40 = 4000K 80CRI 50 = 5000K 80CRI BIOS SkyBlue Circadian solutions TUNABLE 2-Channel 2700K-6500K Fixed CCT Range 2DIM10 = for 0-10V 2DMX = for DMX 2ESN = for Philips 2CAS = for Casambi 2LUT = for Lutron TUNABLE 3-Channel 1800K-6500K 92 CRI Selectable CCT Range 3DIM10 = for 0-10V DIM-TO-WARM DTW = Dim-to-Warm (2700K-6500K) 0-10V 3DTW = Dim-to-Warm (1800K-6500K) 0-10V RGB + WHITE RGB = RGB RGBW = RGBW RGBWW = RGBWW	STANDARD VLO = 3200L (30W, 107LPW) LO = 4200L (40W, 105LPW) SO = 5700L (56W, 102LPW) HO = 7125L (70W, 103LPW) VHO = 8900L (87W, 102LPW) CUSTOM For custom lumens specify any value < VHO. DLC LUMENS³ V5.1 Standard @3500K S3D = 5828L (53W, 110LPW) @4000K S4D = 5934L (53W, 113LPW)	14 = 1x4	G = Grid 15/16" T-Bar MG = Mini Grid 9/16" T-Bar SG = Slot Grid SGF = Slot Grid Flush XG = Interlude XGF = Interlude Flush TGF = Tegular Flush 15/16" T-Bar XGF = Tegular Flush 9/16" T-Bar ACY = Aircraft "Y" Cable S = Surface F = Flanged	W = White CC = Custom Color AMW = Anti-Microbial White	DIMMING DRIVERS DIM10 = 0-10V (1%) Standard DTO = 0-10V (Dim-to-Off) DIMST = 0-10V Step Dimming DIMSR = DALI Sensor Ready (5.0%) DALI = DALI (5.0%) DMX = DMX LUTRON™ DIMMING DRIVERS LDE1 = Hi-Lume 1% EcoSystem LD2 = Digital 1% (DALI-2) L3DA3W = Hi-Lume 1% 3-Wire SENSORS & CONTROLS⁴ AVO = Avi-On Sensor AWNS = Lutron Athena Sensor ESN = EasySense Sensor CAS = Casambi Wireless Control EMERGENCY & OTHER⁵ EMC = Emergency Circuit GTD = Generator Transfer Device EPC4 = 4W Emergency Battery Pack EPC6 = 6.5W Emergency Battery Pack EPC10 = 10W Emergency Battery Pack EPC12 = 12W Emergency Battery Pack WIRING & OTHER FWH = Flexible Wiring Harness FK14 = Flange Kit
HML-F Flat Lens							

¹All LED, BIOS, Tunable White, DTW, and RGB/W options and Ordering Codes page 2.

²Lumens at 80CRI, 3500K, SI lens. Photometry page 3.

³DLC options are limited to FL optics, static white 35/40K CCT @ 80CRI, SO lumens, all mounting, all finishes, and all options excluding DIMST.

⁴See page 4 for all mounting options.

⁵All Sensor & Control options page 2.

⁶EPC6 is standard unless otherwise specified. EPC not for DMX drivers.

BAA letter of compliance available at www.dayolite.com.

RS 10 Day Rapid Ship options in **blue**. Details page 4.

LED, BIOS, Sensor & Control Ordering Codes

LED

Static White

30 = 3000K 80 CRI
 35 = 3500K 80 CRI
 40 = 4000K 80 CRI
 50 = 5000K 80 CRI

927 = 2700K 90 CRI
 930 = 3000K 90 CRI
 935 = 3500K 90 CRI
 940 = 4000K 90 CRI

Tunable¹ 2-Channel

2700K-6500K 80 CRI
 Fixed CCT Range

2DIM10 = 0-10V
 2DMX = DMX 80
 2CAS = Casambi Wireless
 2ESN = Philips EasySense
 2LUT = Lutron (LD2)

92DIM10 = 0-10V 90 CRI
 92DMX = DMX 90 CRI
 92CAS = Casambi Wireless 90 CRI
 92ESN = Philips EasySense 90 CRI
 92LUT = Lutron (LD2) 90 CRI

Tunable¹ 3-Channel

1800K-6500K 92 CRI
 Selectable range CCT (factory set)

3DIM10 = 0-10V Dimming

Dim-to-Warm²

DTW = 6500K-2700K 80 CRI
 9DTW = 6500K-2700K 90 CRI

3DTW = 6500K-1800K 92 CRI
 Selectable range CCT (factory set).
 To specify write in the desired range; eg. 65/18 = 6500K-1800K, or 57/22 = 5700K-2200K.

RGB/W³

RGB = RGB only
 RGB27 = RGB w/2700K
 RGB30 = RGB w/3000K
 RGB35 = RGB W/3500K
 RGB40 = RGB w/4000K
 RGB50 = RGB w/5000K
 RGBWW = RGB w/2700K-6500K
 ADV = Advanced Color
 125mm increment RGB or
 RGBW pixel control

Single Color

RED = Red
 BLU = Blue
 GRN = Green
 AMB = Amber

BIOS SkyBlue

BIOS SkyBlue biological technology brings the benefits of blue skies inside. BIOS SkyBlue is the only spectrally optimized circadian solution to target the region that drives wellness benefits including: increased alertness, enhanced productivity, better mood, and better sleep. More information may be found at www.bioslighting.com or by contacting Day-O-Lite directly. All options for 0-10V control.

BIOS Biological Static

For daytime applications. BIOS Static Biological LED features key BIOS SkyBlue (490nm) for maximum daytime circadian impact.

B30 = 3000K
 B35 = 3500K
 B40 = 4000K

BIOS Biological Dynamic White

Designed to transition from daytime to evening in a dim-to-warm protocol. The daytime CCT includes full BIOS SkyBlue (490nm) for maximum daytime circadian impact, while the evening spectrum removes BIOS SkyBlue for minimal circadian stimulus after hours.

B30D = 3000K-2700K
 B35D = 3500K-3000K
 B40D = 4000K-3500K

BIOS Biological Tunable White

Designed to transition from daytime to evening in a tunable white protocol. The daytime CCT includes full BIOS SkyBlue (490nm) for maximum daytime circadian impact, while the evening spectrum removes BIOS SkyBlue for minimal circadian stimulus after hours.

B30T = 3000K-2700K
 B35T = 3500K-2700K
 B40T = 4000K-2700K

Sensors & Controls

Sensors

AVO = Avi-On Occ/Day
 AVM = Avi-On Occ (Microwave)
 AVN = Avi-On Node
 BNV = BubblyNet Occ/Day
 LEG = Legrand Occ/Day
 ANW = Lutron Athena Occ/Day
 VIVE = Lutron Vive Occ/Day
 NLT = Acuity nLight Occ/Day
 NXC = Current NX Occ/Day
 ESN = Philips EasySense Occ/Day
 WVW = Cooper WaveLinX Occ/Day

Sensors and control options to be commissioned wirelessly in the field by qualified controls personnel with applicable apps (by others).

Wireless Control

CAS = Casambi

Other Options

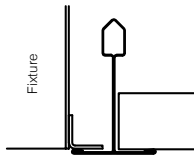
Other sensor and wireless control options are available. Contact factory for details.

¹Tunable white may be controlled by a number of dimming protocols as shown. 2-Channel has a fixed range of 2700K-6500K. 3-Channel has a maximum range of 1800K-6500K, but other sub-ranges may be specified. 3-Channel Tunable White has a third diode to more closely approximate the black body curve in the mid CCT ranges. Contact Day-O-Lite for details.

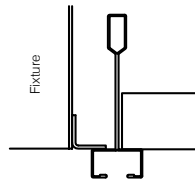
²Dim-to-Warm mimics incandescent dimming by warming the CCT from 6500K-2700K (2DTW) or 6500K-1800K (3DTW) as light levels are dimmed.

³All RGB, RGBW, RGBWW and ADV options for **DMX** control (by others). 80 CRI standard. All fixtures with **DMX** drivers include **DMX** cabling prewired to the driver/s, terminated with an RJ45 mail adapter ease of installation.

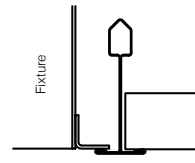
Grid Ceiling Mounting Options



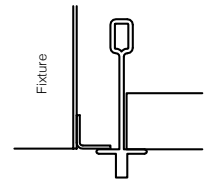
G
15/16" T-Bar



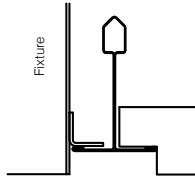
SG
Slot Grid



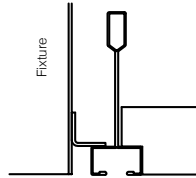
MG
9/16" T-Bar



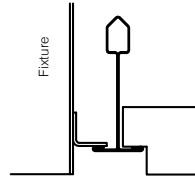
XG
Interlude



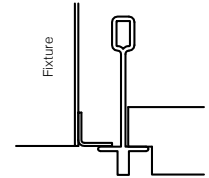
TGF
15/16" Tegular
Flush



SGF
Slot Grid
Flush



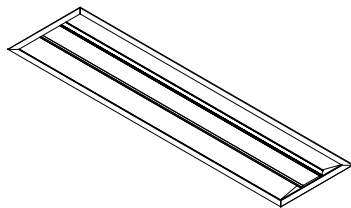
MTGF
9/16" Tegular
Flush



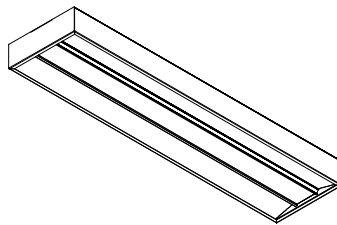
XGF
Interlude
Flush

Additional Mounting Options

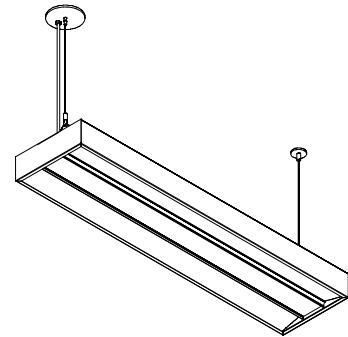
In addition to recessed mounting in grid ceilings Harmony may also be installed in plaster and sheetrock ceilings, surface mounted to ceilings, or suspended. Surface and suspended options are supplied with a finished exterior housing.



F
Flanged Housing
(plaster ceilings)



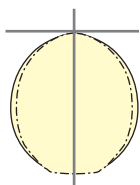
S
Surface Ceiling mount
w/finished housing



ACY
Suspended Aircraft
Cable (1/16" dia., 48"L)

FK-14 Flange Kit available for grid to plaster ceiling conversion

Photometry



HML-A-D-SI-35-**VLO**-14
CCT: 3500K
WATTS: 40
LUMENS: 3150
LPW: 107

HML-A-D-SI-35-**LO**-14
CCT: 3500K
WATTS: 54
LUMENS: 4200
LPW: 100

HML-A-D-SI-35-**SO**-14
CCT: 3500K
WATTS: 70
LUMENS: 5700
LPW: 100

HML-A-D-SI-35-**S3D**-14
DLC V5.1 Standard
CCT: 3500K
WATTS: 53
LUMENS: 5828
LPW: 110

HML-A-D-SI-35-**HO**-14
CCT: 3500K
WATTS: 70
LUMENS: 7125
LPW: 103

HML-A-D-SI-35-**VHO**-14
CCT: 3500K
WATTS: 87
LUMENS: 8900
LPW: 102

HML-A-D-SI-40-**S4D**-14
DLC V5.1 Standard
CCT: 3500K
WATTS: 53
LUMENS: 5934
LPW: 113

3500K @ 80CRI, SI lens.

UGR = 21.8 CW, 20.5 EW (4H x 8H, 70/50/20% Standard ISO 8995-1:2002(E)/CIE S 008/E:2001 "Lighting of Workplaces – Part 1: Indoor).

Use the following multipliers for other CCTs: 2700K x 0.96, 3000K x 0.98, 4000K x 1.02, 5000K x 1.03. IES files @ www.dayolite.com.

Specifications

CONSTRUCTION: 20 gauge CRS housing and internal components. Extruded Aluminum divider rails with specular aluminum inserts.

REFLECTOR: 20 gauge CRS finished in highly reflective baked white enamel with pre-finished reflective LED tray.

OPTICS: LED optimized Satin Ice (SI) acrylic lay-in lenses.

LED: Static white LED modules in 27/30/35/40 & 50K CCT, 80/90CRI. Lumen maintenance minimum $L_{70} = 50,000$ hours. 3 SDCM color consistency. BIOS SkyBlue, RGB, RGBW, RGBWW. Tunable White and Dim-to-Warm options available; field replaceable.

DRIVER: Standard driver is Class 2 AOC 0-10V to 1%, Dim-to-Off available. 120/277V input, PF > 90%, THD < 20 @ 120V. DMX, DALI & Lutron protocols available. All drivers prewired for connection to control system (by others); field replaceable.

MOUNTING: Standard installation is in an exposed inverted T-bar ceiling. Fixtures are supplied with four T-bar brackets for additional support. May also be surface mounted, flanged for installation in plaster ceilings and suspended with aircraft cables.

FINISH: Housing and components finished in baked white enamel.

CERTIFICATION: cETLus conforming to UL STD. 1598 and certified to CSA STD C22.2 NO. 250.0. Suitable for dry & damp locations. Union Made in the United States of America, I.B.E.W., BAA compliant, DLC V5.1 Standard Listed, Declare Red List Approved, Damp Location Suitable, Type IC Inherently Protected.

LEGAL: Day-O-Lite, a division of SCW Corporation. All rights reserved. The Day-O-Lite logo is a registered trademark of SCW Corporation. Actual product performance may differ due to end user environment, application and installation. Luminaires have been tested at 25° C ambient temperature. Consult Day-O-Lite for high-ambient conditions. Day-O-Lite reserves the right to change specifications without notice for product improvement.

RS Rapid Ship Program

Rapid Ship products are estimated to ship 10 business days or less from the morning the order is received and confirmed. Linear rows will ship 10 business days or less from the day the layout drawings are approved. Orders confirmed and layouts approved after 12:00 p.m. Eastern Time are estimated to ship 10 days or less from the following business morning. Please refer to complete program Terms & Conditions at www.dayolite.com.

Rapid Ship options are limited to those highlighted in **blue** on the Ordering Guide. 400' max individual or continuous row allowed. Consult factory for additional information.