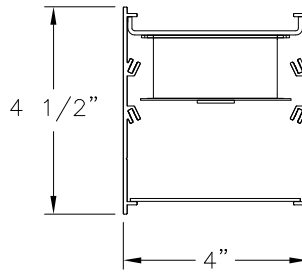
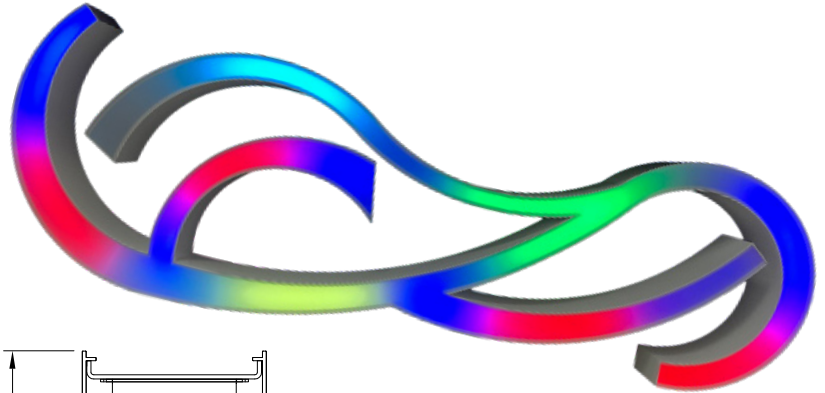


Date		Notes
Project		
Type	Qty	

Features

- Custom-rolled aluminum housing w/welded end-plates.
- LED optimized optics in multiple configurations.
- LED optimized optics for smooth, efficient illumination.
- Programmable driver for custom lumen packages.
- 0-10V dimming to 1% standard or Dim-to-Off.
- DMX, Lutron and DALI protocols also available.
- Sensor Ready for wireless Smart Lighting Solutions.
- 80/90CRI, Tunable White, RGBW & RGBWW.
- Advanced Color (RGBW) w/pixel control to 5".
- Bios SkyBlue™ circadian solutions available.

Declare Red List Approved.



Ordering Guide



MODEL	OPTICS	LED ¹	LUMENS ²	SIZE	MOUNTING ³	FINISH	OPTIONS
ARCL-44-D	DP						
ARCL-44-D Direct	DP = Diffuse Polycarbonate (lay-in)	<p>STATIC WHITE 27 = 2700K 30 = 3000K 35 = 3500K 40 = 4000K 50 = 5000K</p> <p>BIOS SkyBlue Spectrally optimized circadian solutions.</p> <p>TUNABLE WHITE (2700K-6500K) 2DIM10 = for 0-10V 2DMX = for DMX 2ESN = for Philips 2CAS = for Casambi 2LUT = for Lutron</p> <p>DIM-TO-WARM (2700K-6500K) DTW = Dim-to-Warm</p> <p>RGB + WHITE RGB = RGB RGBW = RGBW RGBWW = RGBWW</p> <p>ADVANCED COLOR 125mm incremental pixel color control for chase and animated effects.</p>	<p>LO = 600/ft (5W/ft, 115LPW) SO = 800/ft (7W/ft, 113LPW) HO = 950/ft (9W, 109LPW)</p> <p>CUSTOM Specify lumen value < HO.</p>	Arc is a 100% customizable product. See page 3 for instructions for creating SIZE ordering code.	<p>AC = Aircraft Cable PD = Pendant Stem S = Surface Mount</p>	<p>W = White CC = Custom Color AMW = Anti-Microbial White</p>	<p>DIMMING DRIVERS DIM10 = 0-10V (1%) Standard DTO = 0-10V (Dim-to-Off) DIMST = 0-10V Step Dimming DIMSR = DALI Sensor Ready (5.0%) DALI = DALI (5.0%) DMX = DMX</p> <p>LUTRON™ DIMMING DRIVERS LDE1 = Hi-Lume 1% EcoSystem LD2 = Digital 1% (DALI-2) L3DA3W = Hi-Lume 1% 3-Wire</p> <p>SENSORS & CONTROLS⁴ AVO = Avi-On Sensor AWNS = Lutron Athena Sensor ESN = EasySense Sensor CAS = Casambi Wireless Control</p> <p>EMERGENCY⁵ EMC = Emergency Circuit GTD = Generator Transfer Device EPC4 = 4W Emergency Battery EPC6 = 6.5W Emergency Battery EPC10 = 10W Emergency Battery EPC12 = 12W Emergency Battery</p> <p>WIRING & OTHER FWH = Flexible Wiring Harness DWH = DMX Wiring Harness</p>

¹All LED, BIOS, Tunable White, DTW, and RGB/W and Advanced Color options page 2.

²Lumens at 80CRI, 4000K, DP lens. Photometry page 4.

³See page 4 for mounting option details.

⁴All Sensor & Control options page 2.

⁵EPC6 is standard unless otherwise specified. EPC not for DMX drivers.

BAA letter of compliance available at www.dayolite.com.

LED, BIOS, Sensor & Control Ordering Codes

LED

Static White

30 = 3000K 80 CRI
 35 = 3500K 80 CRI
 40 = 4000K 80 CRI
 50 = 5000K 80 CRI

927 = 2700K 90 CRI
 930 = 3000K 90 CRI
 935 = 3500K 90 CRI
 940 = 4000K 90 CRI

Tunable White¹
(2700K-6500K)

2DIM10 = 0-10V 80 CRI
 2DMX = DMX 80 CRI
 2CAS = Casambi Wireless 80 CRI
 2ESN = Philips EasySense 80 CRI
 2LUT = Lutron (LD2) 80 CRI

92DIM10 = 0-10V 90 CRI
 92DMX = DMX 90 CRI
 92CAS = Casambi Wireless 90 CRI
 92ESN = Philips EasySense 90 CRI
 92LUT = Lutron (LD2) 90 CRI

Dim-to-Warm²

DTW = 6500K-2700K 80 CRI
 9DTW = 6500K-2700K 90 CRI

RGB/W³

RGB = RGB only
 RGB27 = RGB w/2700K
 RGB30 = RGB w/3000K
 RGB35 = RGB W/3500K
 RGB40 = RGB w/4000K
 RGB50 = RGB w/5000K
 RGBWW = RGB w/2700K-6500K

Single Color⁴

RED = Red
 BLU = Blue
 GRN = Green
 AMB = Amber

Advanced Color⁵

Advanced Color options combine RGB or RGBW with multi-pixel control for advanced chases, animated visual effects and other programmable scenes with 125mm pixel granularity.

ACRGB = RGB only
 AC27 = RGB w/2700K
 AC30 = RGB w/3000K
 AC40 = RGB w/4000K

BIOS SkyBlue

BIOS SkyBlue biological technology brings the benefits of blue skies inside. BIOS SkyBlue is the only spectrally optimized circadian solution to target the region that drives wellness benefits including: increased alertness, enhanced productivity, better mood, and better sleep. More information may be found at www.bioslighting.com or by contacting Day-O-Lite directly. All options for 0-10V control.

BIOS Biological Static

For daytime applications. BIOS Static Biological LED features key BIOS SkyBlue (490nm) for maximum daytime circadian impact.

B30 = 3000K
 B35 = 3500K
 B40 = 4000K

BIOS Biological Dynamic White

Designed to transition from daytime to evening in a dim-to-warm protocol. The daytime CCT includes full BIOS SkyBlue (490nm) for maximum daytime circadian impact, while the evening spectrum removes BIOS SkyBlue for minimal circadian stimulus after hours.

B30D = 3000K-2700K
 B35D = 3500K-3000K
 B40D = 4000K-3500K

BIOS Biological Tunable White

Designed to transition from daytime to evening in a tunable white protocol. The daytime CCT includes full BIOS SkyBlue (490nm) for maximum daytime circadian impact, while the evening spectrum removes BIOS SkyBlue for minimal circadian stimulus after hours.

B30T = 3000K-2700K
 B35T = 3500K-2700K
 B40T = 4000K-2700K

Sensors & Controls

Sensors

AVO = Avi-On Occ/Day
 AVM = Avi-On Occ (Microwave)
 BNV = BubblyNet Occ/Day
 ENC = Encelium Occ/Day
 ENL = EnLighted Occ/Day/Temp
 LEG = Legrand Occ/Day
 ANW = Lutron Athena Occ/Day
 VIVE = Lutron Vive Occ/Day
 NLT = Acuity nLight Occ/Day
 NXC = Current NX Occ/Day
 ESN = Philips EasySense Occ/Day
 WWL = Cooper WaveLinX Occ/Day

Wireless Control

CAS = Casambi

Sensors and control options to be commissioned wirelessly in the field by qualified controls personnel with applicable apps (by others).

Other Options

Other sensor and wireless control options are available. Contact factory for details.

¹Tunable white may be controlled by a number of dimming protocols as shown.

²Dim-to-Warm mimics incandescent dimming by warming the CCT from 6500K to 2700K as light levels are dimmed.

³All RGB, RGBW and RGBWW options for DMX control (by others). 80 CRI standard.

⁴Single colors are constant voltage LEDs. Dimming requires ELV controller (by others).

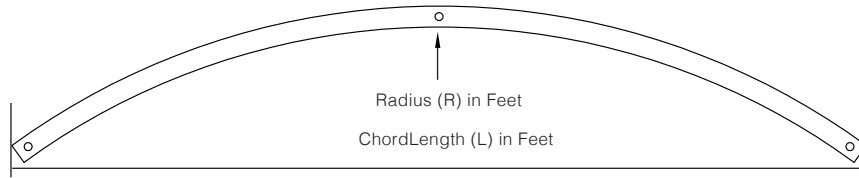
⁵White limited to 100L/ft.

Configuring Size Code

Arc may be ordered in virtually any radius and length and is easy to specify. Simply use order code "XRL" where XR = Radius, and L = Length in feet. Day-O-Lite will design length to closest LED module length and provide drawings for approval.

Examples:

- 30' radius, 20' length = 30R20
- 10' radius, 12' length = 10R12
- 6' radius, 4' length = 6R4



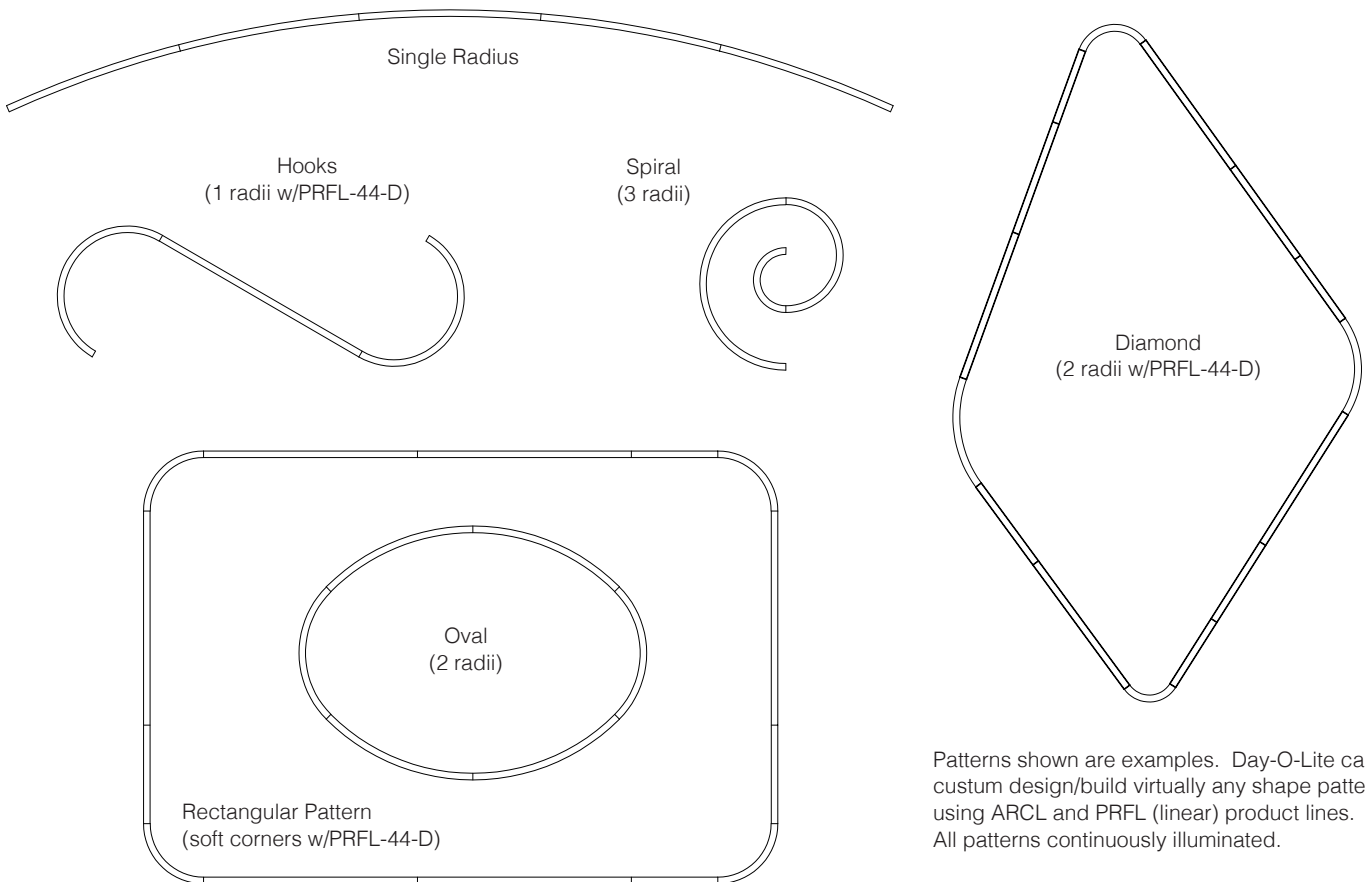
Pattern Guide

Arc may be specified in patterns of virtually any configuration. All patterns and radii are continuously illuminated and joined with included aligner brackets and joining hardware. See examples below for pattern suggestions. All Arc connectors and housings are fully welded to ensure correct dimensions without light leaks when assembled.

How to Specify

1. Submit your pattern to Day-O-Lite in dimensioned CAD file or submit a fully dimensioned PDF file.
2. If EPC/EMC or Sensors are to be included their location needs to be clearly noted.
3. Day-O-Lite will design your pattern to as close as is nominally possible given standard LED module lengths, including connectors.
4. Day-O-Lite will supply a detailed drawing for approval with final dimensions. All patterns must be approved prior to manufacture.

Pattern Examples

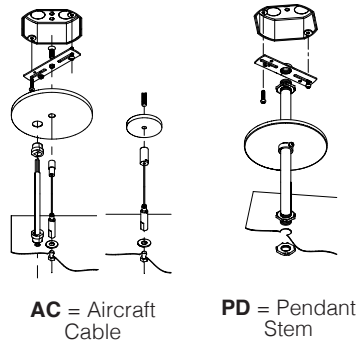


Patterns shown are examples. Day-O-Lite can custom design/build virtually any shape pattern using ARCL and PRFL (linear) product lines. All patterns continuously illuminated.

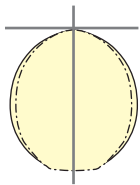
Standard Suspensions

Standard suspension options include adjustable self-locking aircraft cables (AC) and rigid pendant stems (PD). AC assembly is 48" x 1/16" with a 5" feed canopy and 2" suspension canopies. 60" 18 gauge power and 22 gauge dimming control SJT feed.

PD assemblies are 5/8" dia. (or 3/8" IP) hollow stem for power feed by others, 24" is standard. Consult factory for longer suspension lengths and other mounting options.



Photometry



ARCL-44-D-DP-40-**LO**-4
4000K CCT
WATTS: 20
LUMENS: 2293
LPW: 115
:

ARCL-44-D-DP-40-**SO**-4
000K CCT
WATTS: 27
LUMENS: 3058
LPW: 113
:

ARCL-44-D-DP-40-**SO**-4
4000K CCT
WATTS: 27
LUMENS: 3822
LPW: 109
:

40000K @ 80CRI, SI lens.

Use the following multipliers for other CCTs: 2700K x 0.94, 3000K x 0.96, 3500K x 0.98, 5000K x 1.02. IES files @ www.dayolite.com

Specifications

CONSTRUCTION: Extruded aluminum housing. 20 gauge cold rolled steel internal components.

REFLECTOR: Die-formed steel finished in highly reflective baked white enamel with pre-finished reflective LED tray.

OPTICS: LED optimized diffuse polycarbonate lens is standard, w/clear acrylic dust covers indirect.

LED: Static white LED modules in 27/30/35/40 & 50K CCT, 80/90CRI. Lumen maintenance minimum $L_{70} = 50,000$ hours. 3 SDCM color consistency. BIOS SkyBlue, RGB, RGBW, RGBWW, Advanced Color, Tunable White and Dim-to-Warm options available; field replaceable.

DRIVER: Standard driver is Class 2 AOC 0-10V to 1%, Dim-to-Off available. 120/277V input, PF > 90%, THD < 20 @ 120V. DMX, DALI & Lutron protocols available. All drivers prewired for connection to control system (by others), field replaceable.

MOUNTING: Standard options include adjustable self-locking aircraft cables, and rigid pendant stems. AC assembly is 48" x 1/16" with a 5" feed canopy and 2" suspension canopies. 18 gauge power and 22 gauge dimming control SJT feed. May also be surface ceiling mounted.

FINISH: Housing and components finished in baked white enamel. Canopies and pendant stems are white enamel unless otherwise specified.

CERTIFICATION: Luminaires are cETLus listed conforming to UL STD. 1598 and certified to CSA STD C22.2 NO. 250.0. Suitable for dry & damp locations. Union Made in the United States of America. I.B.E.W., BAA compliant, Declare Red List Approved.

LEGAL: Day-O-Lite, a division of SCW Corporation. All rights reserved. The Day-O-Lite logo is a registered trademark of SCW Corporation. Day-O-Lite reserves the right to change specifications without notice for product improvement.