

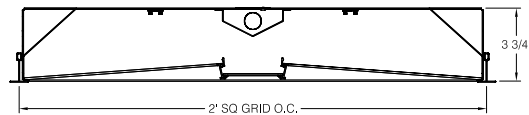


# Harmony Series | HMLP 2x2

Date	Notes
Project	
Type	Qty

## Features

- Unique three lens design w/specular aluminum inserts.
- 3 3/4" low profile housing fits shallow plenum spaces.
- LED optimized optics for smooth, efficient illumination.
- Programmable driver for custom lumen packages.
- 0-10V dimming to 1% standard or Dim-to-Off.
- DMX, Lutron and DALI protocols also available.
- Sensor Ready for wireless Smart Lighting Solutions.
- 80/90CRI, Tunable White, RGBW & RGBWW.
- Bios SkyBlue™ circadian solutions available.
- Compatible with Armstrong® ceiling systems.
- DLC** V5.1 Premium Listed up to 121 LPW.
- Declare** Red List Approved.
- UGR** 19.6 CW, 18.6 EW.



## Ordering Guide



MODEL	OPTICS	CCT	LUMENS <sup>1</sup>	SIZE	MOUNTING <sup>2</sup>	FINISH	OPTIONS
<b>HMLP-A-D</b>	<b>SI</b>			<b>22</b>			
<b>HMLP-A-D</b> Direct	<b>SI</b> =Satin Ice Acrylic Lenses	<b>35</b> = 3500K <b>40</b> = 4000K	<b>DLC LUMENS</b> V5.1 Premium  3500K <b>SD3</b> = 3400L (27W, 126LPW)  4000K <b>SD4</b> = 3460L (27W, 128LPW)	<b>22</b> = 2x2	<b>G</b> = Grid 15/16" T-Bar  <b>MG</b> = Mini Grid 9/16" T-Bar  SG = Slot Grid  SGF = Slot Grid Flush  XG = Interlude  XGF = Interlude Flush  TGF = Tegular Flush 15/16" T-Bar  XGF = Tegular Flush 9/16" T-Bar  ACY = Aircraft "Y" Cable Suspended  <b>S</b> = Surface  <b>F</b> = Flanged	<b>W</b> = White  CC = Custom Color  AMW = Anti-Microbial White	<b>DIMMING DRIVERS</b> <b>DIM10</b> = 0-10V (1%) <b>Standard</b> DTO = 0-10V (Dim-to-Off) DIMST = 0-10V Step Dimming 347 = 0-10V (347V) DIMSR = DALI Sensor Ready (5.0%) DALI = DALI (5.0%) DMX = DMX  <b>LUTRON™ DIMMING DRIVERS</b> <b>LDE1</b> = Hi-Lume™ 1% EcoSystem™ L3DA3W = Hi-Lume™ 1% 3-Wire  <b>SENSORS &amp; CONTROLS<sup>3</sup></b> ESN = EasySense Sensor AWNS = Lutron Athena Sensor AWNRS = Lutron Athena Node CAS = Casambi Wireless Control  <b>EMERGENCY<sup>4</sup></b> EMC = Emergency Circuit GTD = Generator Transfer Device EPC4 = 4W Emergency Battery <b>EPC6</b> = 6.5W Emergency Battery EPC10 = 10W Emergency Battery EPC12 = 12W Emergency Battery  <b>WIRING &amp; OTHER</b> FWH = Flexible Wiring Harness DWH = DMX Wiring Harness FK22 = Flange Kit (Plaster Ceiling)

<sup>1</sup>Lumens at 80CRI, 3500K, SI lens. Photometry page 3.

<sup>2</sup>See page 4 for all mounting options.

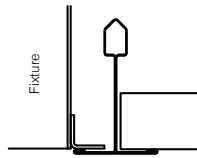
<sup>3</sup>All Sensor & Control options page 2.

<sup>4</sup>EPC6 is standard unless otherwise specified. EPC not for DMX drivers.

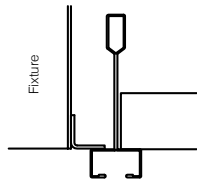
**BAA** letter of compliance available at [www.dayolite.com](http://www.dayolite.com).

**RS** 10 Day Rapid Ship options in **blue**. Details page 3.

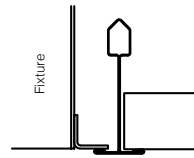
### Grid Ceiling Mounting Options



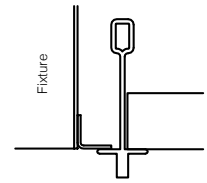
**G**  
15/16" T-Bar



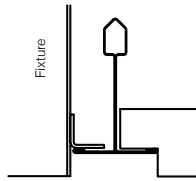
**MG**  
9/16" T-Bar



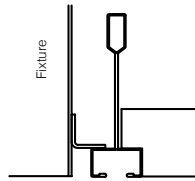
**SG**  
Slot Grid



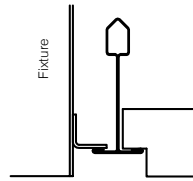
**XG**  
Interlude



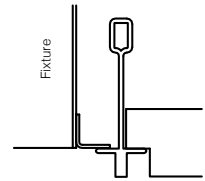
**TGF**  
15/16" Tegular  
Flush



**MTGF**  
9/16" Tegular  
Flush



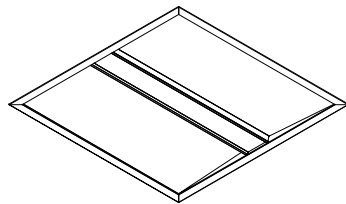
**SGF**  
Slot Grid  
Flush



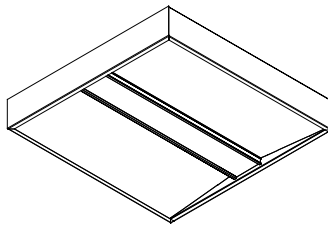
**XGF**  
Interlude  
Flush

### Additional Mounting Options

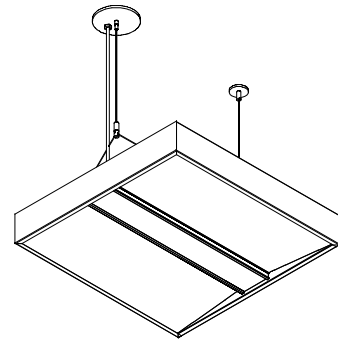
In addition to recessed mounting in grid ceilings Harmony may also be installed in plaster and sheetrock ceilings, surface mounted to ceilings, or suspended. Surface and suspended options are supplied with a finished exterior housing.



**F**  
Flanged Housing  
(plaster ceilings)



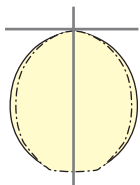
**S**  
Surface Ceiling mount  
w/finished housing



**ACY**  
Suspended Aircraft  
Cable (1/16" dia., 48"L)

**FK-22** Flange Kit for grid to plaster ceiling conversion

### Photometry



HMLP-A-D-**SD3**-22  
DLC V5.1 Premium

CCT: 3000K  
WATTS: 27  
LUMENS: 3400  
LPW: 126

HMLP-A-D-**SD4**-22  
DLC V5.1 Premium

CCT: 4000K  
WATTS: 27  
LUMENS: 3460  
LPW: 128

3500K & 4000K @ 80CRI, SI lens.

UGR = 19.6 CW, 18.6 EW (4H x 8H, 70/50/20% Standard ISO 8995-1:2002(E)/CIE S 008/E:2001 "Lighting of Workplaces – Part 1: Indoor).

## Specifications

**CONSTRUCTION:** 20 gauge CRS housing and internal components. Extruded aluminum divider rails with specular aluminum inserts.

**REFLECTOR:** 20 gauge CRS finished in highly reflective baked white enamel with pre-finished reflective LED tray.

**OPTICS:** LED optimized Satin Ice (SI) acrylic lay-in lenses.

**LED:** Static white LED modules in 35/40 & 50K CCT, 80/90CRI. Lumen maintenance minimum  $L_{70}$  = 50,000 hours. 3 SDCM; field replaceable.

**DRIVER:** Standard driver is Class 2 AOC 0-10V to 1%, Dim-to-Off available. 120/277V input, PF > 90%, THD < 20 @ 120V. DMX, DALI & Lutron protocols available. All drivers prewired for connection to control system (by others); field replaceable.

**MOUNTING:** Standard installation is in an exposed inverted T-bar ceiling. Fixtures are supplied with four T-bar brackets for additional support. May also be surface mounted, flanged for installation in plaster ceilings and suspended with aircraft cables.

**FINISH:** Housing and components finished in baked white enamel.

**CERTIFICATION:** cETLus listed conforming to UL STD. 1598 and certified to CSA STD C22.2 NO. 250.0. Suitable for dry & damp locations. Union Made in the United States of America, I.B.E.W, DLC V5.1 Premium listed, BAA compliant, Declare Red List Approved.

**LEGAL:** Day-O-Lite, a division of SCW Corporation. All rights reserved. The Day-O-Lite logo is a registered trademark of SCW Corporation. Day-O-Lite reserves the right to change specifications without notice for product improvement.

---

## RS Rapid Ship Program

Rapid Ship products are estimated to ship 10 business days or less from the morning the order is received and confirmed. Linear rows will ship 10 business days or less from the day the layout drawings are approved. Orders confirmed and layouts approved after 12:00 p.m. Eastern Time are estimated to ship 10 days or less from the following business morning. Please refer to complete program Terms & Conditions at [www.dayolite.com](http://www.dayolite.com).

Rapid Ship options are limited to those highlighted in **blue** on the Ordering Guide. 400' max individual or continuous row allowed. Consult factory for additional information.