




Compass Series | COML-24-D Acoustic

Date	Notes
Project	
Type	Qty



Acoustic Options and details page 5.



20 unique colors & 4 wood grain finishes.

Features

- Combines noise control and illumination in a simple solution.
 - Promotes an inviting space for personal wellbeing, focus and concentration.
 - Boosts human performance by reducing distracting noise levels and reverberations.
 - Improves privacy during sensitive communication by reducing echoes and reflected sound.
- A **Declare** Red List Approved product.

Ordering Guide



MODEL	OPTICS	LED ¹	LUMENS ²	SIZE	MOUNTING ³	FINISH	OPTIONS
COML-24-D	DP						
COML-24-D Direct Acoustic	DP = Diffuse Polycarbonate 2 ft, 3 ft, and 4 ft diameters include a one piece lens.	STATIC WHITE 27 = 2700K 30 = 3000K 35 = 3500K 40 = 4000K 50 = 5000K BIOS SkyBlue Spectrally optimized circadian solutions. TUNABLE WHITE (2700K-6500K) 2DIM10 = for 0-10V 2DMX = for DMX 2ESN = for Philips 2CAS = for Casambi 2LUT = for Lutron DIM-TO-WARM (2700K-6500K) DTW = Dim-to-Warm RGB + WHITE RGB = RGB RGBW = RGBW RGBWW = RGBWW ADVANCED COLOR 125mm incremental pixel color control for chase and animated effects.	STANDARD See table page 4 for lumen for all diameters. CUSTOM Specify lumen value < HO.	2 = 2 ft 3 = 3 ft 4 = 4 ft 5 = 5 ft 6 = 6 ft 8 = 8 ft 10 = 10 ft 12 = 12 ft 16 = 16 ft 20 = 20 ft	AC = Aircraft Cable PD = Pendant Stem ACM = Mono Point (2'-5' only) S = Surface Mount	FIXTURE HOUSING W = White CC = Custom Color AMW = Anti Microbial White	DIMMING DRIVERS DIM10 = 0-10V (1%) Standard DTO = 0-10V (Dim-to-Off) DIMST = 0-10V Step Dimming DIMSR = DALI Sensor Ready (5.0%) DALI = DALI (5.0%) DMX = DMX LUTRON™ DIMMING DRIVERS LDE1 = Hi-Lume 1% EcoSystem LD2 = Digital 1% (DALI-2) L3DA3W = Hi-Lume 1% 3-Wire SENSORS & CONTROLS⁴ AVO = Avi-On Sensor AWNS = Lutron Athena Sensor ESN = EasySense Sensor CAS = Casambi Wireless Control EMERGENCY⁵ EMC = Emergency Circuit GTD = Generator Transfer Device EPC4 = 4W Emergency Battery EPC6 = 6.5W Emergency Battery EPC10 = 10W Emergency Battery EPC12 = 12W Emergency Battery WIRING FWH = Flexible Wiring Harness DWH = DMX Wiring Harness

¹All LED, BIOS, Tunable White, DTW, and RGB/W and Advanced Color options page 2.

²Lumens at 80CRI, 3500K, DP lens. Photometry page 3.

³See page 4 for mounting option details.

⁴All Sensor & Control options page 2.

⁵EPC6 is standard unless otherwise specified. EPC not for DMX drivers.

BAA letter of compliance available at www.dayolite.com.

LED, BIOS, Sensor & Control Ordering Codes

LED

Static White

30 = 3000K 80 CRI
 35 = 3500K 80 CRI
 40 = 4000K 80 CRI
 50 = 5000K 80 CRI

927 = 2700K 90 CRI
 930 = 3000K 90 CRI
 935 = 3500K 90 CRI
 940 = 4000K 90 CRI

Tunable White¹ (2700K-6500K)

2DIM10 = 0-10V 80 CRI
 2DMX = DMX 80 CRI
 2CAS = Casambi Wireless 80 CRI
 2ESN = Philips EasySense 80 CRI
 2LUT = Lutron (LD2) 80 CRI

92DIM10 = 0-10V 90 CRI
 92DMX = DMX 90 CRI
 92CAS = Casambi Wireless 90 CRI
 92ESN = Philips EasySense 90 CRI
 92LUT = Lutron (LD2) 90 CRI

Dim-to-Warm²

DTW = 6500K-2700K 80 CRI
 9DTW = 6500K-2700K 90 CRI

RGB/W³

RGB = RGB only
 RGB27 = RGB w/2700K
 RGB30 = RGB w/3000K
 RGB35 = RGB W/3500K
 RGB40 = RGB w/4000K
 RGB50 = RGB w/5000K
 RGBWW = RGB w/2700K-6500K

Single Color⁴

RED = Red
 BLU = Blue
 GRN = Green
 AMB = Amber

Advanced Color⁵

Advanced Color options combine RGB or RGBW with multi-pixel control for advanced chases, animated visual effects and other programmable scenes with 125mm pixel granularity.

ACRGB = RGB only
 AC27 = RGB w/2700K
 AC30 = RGB w/3000K
 AC40 = RGB w/4000K

BIOS SkyBlue

BIOS SkyBlue biological technology brings the benefits of blue skies inside. BIOS SkyBlue is the only spectrally optimized circadian solution to target the region that drives wellness benefits including: increased alertness, enhanced productivity, better mood, and better sleep. More information may be found at www.bioslighting.com or by contacting Day-O-Lite directly. All options for 0-10V control.

BIOS Biological Static

For daytime applications. BIOS Static Biological LED features key BIOS SkyBlue (490nm) for maximum daytime circadian impact.

B30 = 3000K
 B35 = 3500K
 B40 = 4000K

BIOS Biological Dynamic White

Designed to transition from daytime to evening in a dim-to-warm protocol. The daytime CCT includes full BIOS SkyBlue (490nm) for maximum daytime circadian impact, while the evening spectrum removes BIOS SkyBlue for minimal circadian stimulus after hours.

B30D = 3000K-2700K
 B35D = 3500K-3000K
 B40D = 4000K-3500K

BIOS Biological Tunable White

Designed to transition from daytime to evening in a tunable white protocol. The daytime CCT includes full BIOS SkyBlue (490nm) for maximum daytime circadian impact, while the evening spectrum removes BIOS SkyBlue for minimal circadian stimulus after hours.

B30T = 3000K-2700K
 B35T = 3500K-2700K
 B40T = 4000K-2700K

Sensors & Controls

Sensors

AVO = Avi-On Occ/Day
 AVM = Avi-On Occ (Microwave)
 BNV = BubblyNet Occ/Day
 ENC = Encelium Occ/Day
 ENL = EnLighted Occ/Day/Temp
 LEG = Legrand Occ/Day
 ANW = Lutron Athena Occ/Day
 VIVE = Lutron Vive Occ/Day
 NLT = Acuity nLight Occ/Day
 NXC = Current NX Occ/Day
 ESN = Philips EasySense Occ/Day
 WWL = Cooper WaveLinX Occ/Day

Wireless Control

CAS = Casambi

Sensors and control options to be commissioned wirelessly in the field by qualified controls personnel with applicable apps (by others).

Other Options

Other sensor and wireless control options are available. Contact factory for details.

¹Tunable white may be controlled by a number of dimming protocols as shown.

²Dim-to-Warm mimics incandescent dimming by warming the CCT from 6500K to 2700K as light levels are dimmed.

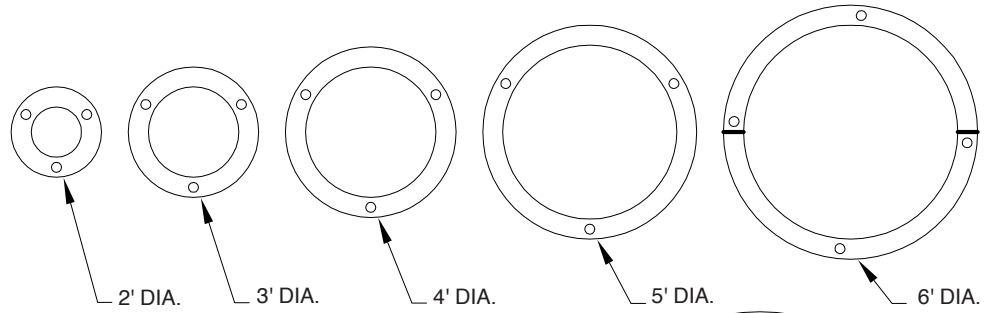
³All RGB, RGBW and RGBWW options for DMX control (by others). 80 CRI standard.

⁴Single colors are constant voltage LEDs. Dimming requires ELV controller (by others).

⁵White limited to 100L/ft.

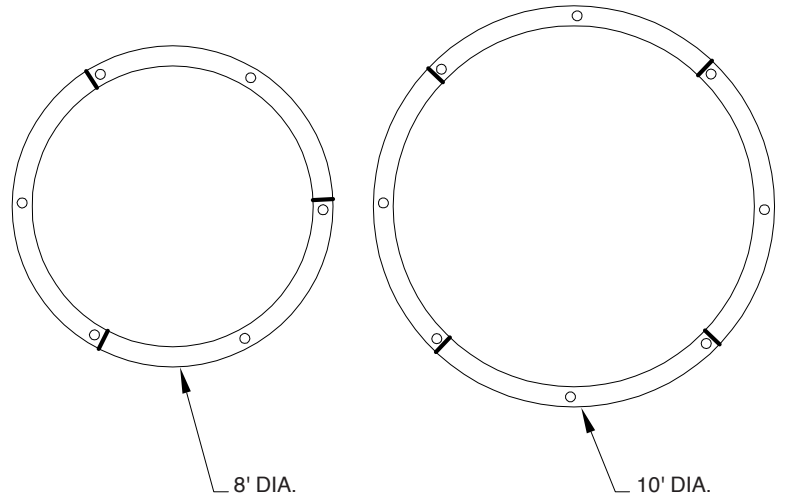
Key

○ Indicates suspension points.
 ◆ Indicates section breaks.
 2', 3' 4' & 5' are single piece housings. 2', 3' & 4' w/single piece lens. 5' and greater include multiple lenses. 6' and up sections are all the same size for easy field assembly.



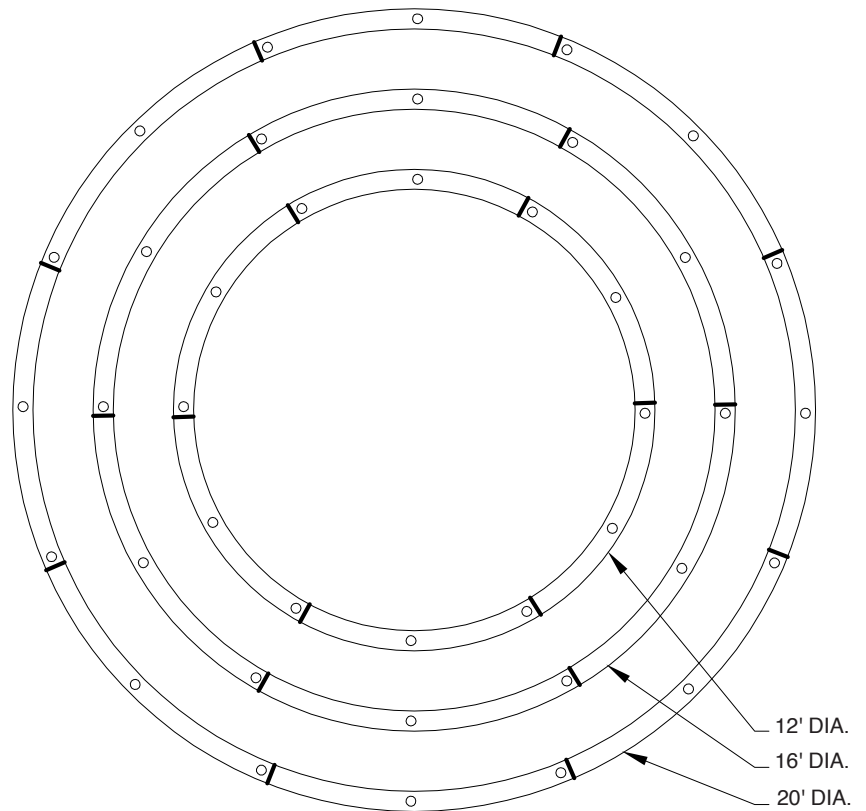
Lumens¹

DIA'	LO LUMENS	SO LUMENS	HO LUMENS
2	2423	3231	4039
3	4493	5990	7488
4	6188	8,250	10,313
5	7549	10,065	12,581
6	8850	11,800	14,750
8	12,623	16,830	21,038
10	15,840	21,120	26,400
12	19,305	25,740	32,175
16	26,730	35,640	44,550
20	33,660	44,880	56,100



Electrical

DIA'	LO W	LO LPW	SO W	SO LPW	HO W	HO LPW
2	27	90	35	92	44	92
3	40	112	53	113	66	113
4	53	116	71	116	89	115
5	66	114	89	113	111	113
6	80	110	106	111	133	110
8	106	119	142	118	177	118
10	133	119	177	119	221	119
12	159	121	212	121	266	121
16	212	126	283	125	354	125
20	266	126	354	126	443	126



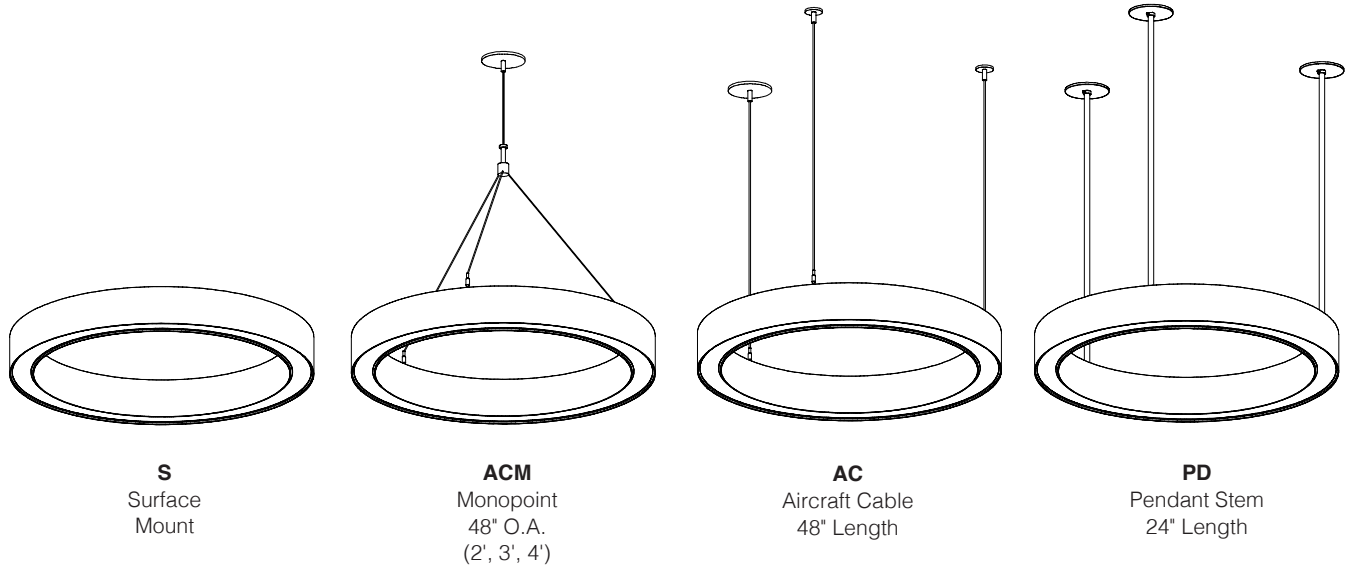
Mechanical

DIA'	DIA"	SEC. CNT.	LENS CNT.	SEC. LGTH.	MTG. PTS.
2	23"	1	1	23"	3
3	35"	1	1	35"	3
4	47"	1	1	47"	3
5	60"	1	2	60"	3
6	72"	2	2	72"	4
8	96"	3	3	83 1/8"	6
10	120"	4	4	84 7/8"	8
12	144"	6	6	72"	12
16	192"	6	6	96"	12
20	240"	8	8	91 7/8"	16

3500K @ 80CRI, 4', DP lens. Use the following multipliers for other CCTs: 2700K x 0.96, 3000K x 0.98, 4000K x 1.02, 5000K x 1.03. IES files @ www.dayolite.com

Suspensions

Standard suspension options include adjustable self-locking aircraft cables (AC), a 3-into-1 monopoint (ACM) and rigid pendant stems (PD). AC assembly is 48" x 1/16" with a 5" feed canopy and 2" suspension canopies. 60" 18 gauge power and 22 gauge dimming control SJT feed. PD assemblies are 5/8" dia. (or 3/8" IP) hollow stem for power feed by others, 24" is standard.



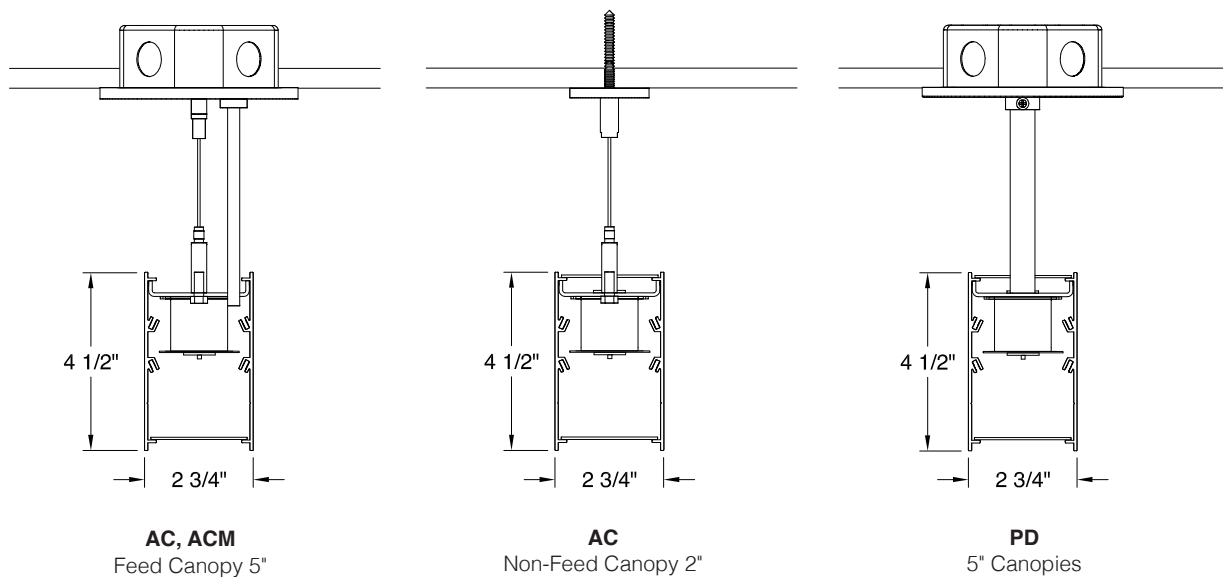
Consult factory for longer ACM, AC and PD suspension lengths.

See page 4 for number of AC & PD suspension points per diameter..

All feed canopies 5" dia., all non-feed canopies 2" dia.

All canopies white unless requested otherwise.

Mounting



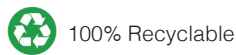


HOW TO SPECIFY

- 1) Select color code from color swatches.
- 2) Enter color code in Options section of Ordering Guide on page 1.

SPECIFICATIONS

- Class A Fire Rating
- 1.6 Noise Reduction Coefficient (NRC)
- Moisture and Mold Resistant
- UV Fade Resistant

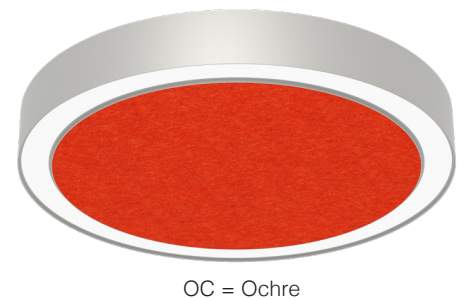




ADDITIONAL INFORMATION

Smoke, Pewter and Slate are standard colors; consult factory for lead-times on other colors including wood grains. Acoustic panels ship affixed to luminaires and are held in place by stop-blocks and double-sided tape to prevent bowing. Onsite removal may result in damage and void warranty. Fixtures must be stored and installed in an interior dry location at a minimum of 52F.

A NOTE ON SOUND ABSORPTION

Per ASTM C423 there is no standard way to calculate sound absorption coefficients of non-standard shapes, sizes or spacing of material. Day-O-Lite's acoustic fixtures are tested using ASTM E795-16 Standard "Practices for Mounting Test Specimens During Sound Absorption Test", resulting in a noise reduction coefficient (NRC) unique to the test setup. When comparing sound suppressing materials those with a higher NRC will absorb more sound than those with a lower NRC, assuming the same test method is employed. Full Acoustic Test Report, Certified Letter of Apparent NRC and Storage, Cleaning and Care information is available at www.dayolite.com.



Specifications

ACOUSTIC PANELS: 1/2" thick, 100% recyclable polyester material, Class A fire rating, moisture, mold and UV fade resistant.

CONSTRUCTION: Extruded aluminum housing. 20 gauge cold rolled steel internal components.

REFLECTOR: Die-formed steel finished in highly reflective baked white enamel with pre-finished reflective LED tray.

OPTICS: LED optimized diffuse polycarbonate lens is standard.

LED: Static white LED modules in 27/30/35/40 & 50K CCT, 80/90CRI. Lumen maintenance minimum $L_{70}= 50,000$ hours. 3 SDCM color consistency. BIES SkyBlue, RGB, RGBW, RGBWW, Advanced Color, Tunable White and Dim-to-Warm options available; field replaceable.

DRIVER: Standard driver is Class 2 AOC 0-10V to 1%, Dim-to-Off available. 120/277V input, PF > 90%, THD < 20 @ 120V. DMX, DALI & Lutron protocols available. All drivers prewired for connection to control system (by others), field replaceable.

MOUNTING: Standard options include adjustable self-locking aircraft cables, rigid pendant stems and 3-into-1 monopoint (to 4' dia only). AC assembly is 48" x 1/16" with a 5" feed canopy and 2" suspension canopies. 18 gauge power and 22 gauge dimming control SJT feed. May also be surface mounted.

FINISH: Housing and components finished in baked white enamel. Canopies and pendant stems are white enamel unless otherwise specified.

CERTIFICATION: Luminaires are cETLus listed conforming to UL STD. 1598 and certified to CSA STD C22.2 NO. 250.0. Suitable for dry & damp locations. Union Made in the United States of America. I.B.E.W., BAA compliant, Declare Red List Approved.

LEGAL: Day-O-Lite, a division of SCW Corporation. All rights reserved. The Day-O-Lite logo is a registered trademark of SCW Corporation. Day-O-Lite reserves the right to change specifications without notice for product improvement.