



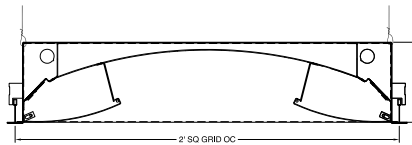
New Age Series | NASL-PS 2x2

Date	Notes
Project	
Type	Qty

Features

- Durable steel housing with perforated side baskets.
- LED optimized optics for smooth, efficient illumination.
- Programmable driver for custom lumen packages.
- 0-10V dimming to 1% standard or Dim-to-Off.
- DMX, Lutron and DALI protocols also available.
- Sensor Ready for wireless Smart Lighting Solutions.
- 80/90CRI, Tunable White, RGBW & RGBWW.
- Bios SkyBlue™ circadian solutions available.
- Compatible with Armstrong® ceiling systems.

Declare Red List Approved.



Ordering Guide



MODEL	OPTICS	CCT ¹	LUMENS ²	SIZE	MOUNTING ³	FINISH	OPTIONS
NASL-PS-D	PF			22			
NASL-PS-D Direct	PF = Perforated with white acrylic overlay.	STATIC WHITE 27 = 2700K 80CRI 30 = 3000K 80CRI 35 = 3500K 80CRI 40 = 4000K 80CRI 50 = 5000K 80CRI (add 9 suffix for 90 CRI) BIOS SkyBlue Circadian solutions TUNABLE 2-Channel 2700K-6500K Fixed CCT Range 2DIM10 = for 0-10V 2DMX = for DMX 2ESN = for Philips 2CAS = for Casambi 2LUT = for Lutron TUNABLE 3-Channel 1800K-6500K 92 CRI Selectable CCT Range 3DIM10 = for 0-10V DIM-TO-WARM DTW = Dim-to-Warm (2700K-6500K) 0-10V 3DTW = Dim-to-Warm (1800K-6500K) 0-10V RGB + WHITE (DMX) RGB = RGB RGBW = RGBW RGBWW = RGBWW	STANDARD LO = 1870 (20W, 94LPW) SO = 2500 (27W, 92LPW) HO = 3000 (35W, 89LPW) CUSTOM Specify value < HO.	22 = 2x2	G = Grid 15/16" T-Bar MG = Mini Grid 9/16" T-Bar SG = Slot Grid SGF = Slot Grid Flush XG = Interlude XGF = Interlude Flush TGF = Tegular Flush 15/16" T-Bar XGF = Tegular Flush 9/16" T-Bar S = Surface F = Flange	W = White CC = Custom Color AMW = Anti-Microbial White	DIMMING DRIVERS DIM10 = 0-10V (1%) Standard DTO = 0-10V (Dim-to-Off) DIMST = 0-10V Step Dimming DIMSR = DALI Sensor Ready (5.0%) DALI = DALI (5.0%) DMX = DMX LUTRON™ DIMMING DRIVERS LDE1 = Hi-Lume 1% EcoSystem LD2 = Digital 1% (DALI-2) L3DA3W = Hi-Lume 1% 3-Wire SENSORS & CONTROLS⁴ AVO = Avi-On Sensor AWNS = Lutron Athena Sensor ESN = EasySense Sensor CAS = Casambi Wireless Control EMERGENCY & OTHER⁵ EMC = Emergency Circuit GTD = Generator Transfer Device EPC4 = 4W Emergency Battery Pack EPC6 = 6.5W Emergency Battery Pack EPC10 = 10W Emergency Battery Pack EPC12 = 12W Emergency Battery Pack WIRING & OTHER FWH = Flexible Wiring Harness FK22 = Flange Kit

¹All LED, BIOS, Tunable White, DTW, and RGB/W options and Ordering Codes page 2.

²Lumens at 80CRI, 4000K. Photometry page 3.

⁴All Sensor & Control options page 2. Sensors remote mount only.

⁵EPC6 is standard unless otherwise specified. EPC not for DMX drivers.

BAA letter of compliance available at www.dayolite.com.

RS 10 Day Rapid Ship options in **blue**. Details page 3.

LED, BIOS, Sensor & Control Ordering Codes

LED

Static White

30 = 3000K 80 CRI
35 = 3500K 80 CRI
40 = 4000K 80 CRI
50 = 5000K 80 CRI

927 = 2700K 90 CRI
930 = 3000K 90 CRI
935 = 3500K 90 CRI
940 = 4000K 90 CRI

Tunable¹ 2-Channel

2700K-6500K 80 CRI
Fixed CCT Range

2DIM10 = 0-10V
2DMX = DMX 80
2CAS = Casambi Wireless
2ESN = Philips EasySense
2LUT = Lutron (LD2)

92DIM10 = 0-10V 90 CRI
92DMX = DMX 90 CRI
92CAS = Casambi Wireless 90 CRI
92ESN = Philips EasySense 90 CRI
92LUT = Lutron (LD2) 90 CRI

Tunable¹ 3-Channel

1800K-6500K 92 CRI
Selectable range CCT (factory set)

3DIM10 = 0-10V Dimming

Dim-to-Warm²

DTW = 6500K-2700K 80 CRI
9DTW = 6500K-2700K 90 CRI

3DTW = 6500K-1800K 92 CRI
Selectable range CCT (factory set).
To specify write in the desired
range; eg. 65/18 = 6500K-1800K,
or 57/22 = 5700K-2200K.

RGB/W³

RGB = RGB only
RGB27 = RGB w/2700K
RGB30 = RGB w/3000K
RGB35 = RGB W/3500K
RGB40 = RGB w/4000K
RGB50 = RGB w/5000K
RGBWW = RGB w/2700K-6500K
ADV = Advanced Color
125mm increment RGB or
RGBW pixel control

Single Color

RED = Red
BLU = Blue
GRN = Green
AMB = Amber

BIOS SkyBlue



BIOS SkyBlue biological technology brings the benefits of blue skies inside. BIOS SkyBlue is the only spectrally optimized circadian solution to target the region that drives wellness benefits including: increased alertness, enhanced productivity, better mood, and better sleep. More information may be found at www.bioslighting.com or by contacting Day-O-Lite directly. All options for 0-10V control.

BIOS Biological Static

For daytime applications. BIOS Static Biological LED features key BIOS SkyBlue (490nm) for maximum daytime circadian impact.

B30 = 3000K
B35 = 3500K
B40 = 4000K

BIOS Biological Dynamic White

Designed to transition from daytime to evening in a dim-to-warm protocol. The daytime CCT includes full BIOS SkyBlue (490nm) for maximum daytime circadian impact, while the evening spectrum removes BIOS SkyBlue for minimal circadian stimulus after hours.

B30D = 3000K-2700K
B35D = 3500K-3000K
B40D = 4000K-3500K

BIOS Biological Tunable White

Designed to transition from daytime to evening in a tunable white protocol. The daytime CCT includes full BIOS SkyBlue (490nm) for maximum daytime circadian impact, while the evening spectrum removes BIOS SkyBlue for minimal circadian stimulus after hours.

B30T = 3000K-2700K
B35T = 3500K-2700K
B40T = 4000K-2700K

Sensors & Controls

Sensors*

AVO = Avi-On Occ/Day
AVM = Avi-On Occ (Microwave)
AVN = Avi-On Node
BNV = BubblyNet Occ/Day
LEG = Legrand Occ/Day
ANW = Lutron Athena Occ/Day
VIVE = Lutron Vive Occ/Day
NLT = Acuity nLight Occ/Day
NXC = Current NX Occ/Day
ESN = Philips EasySense Occ/Day
WVL = Cooper WaveLinx Occ/Day

*Sensors for remote mount only.

Sensors and control options to be commissioned wirelessly in the field by qualified controls personnel with applicable apps (by others).

Wireless Control*

CAS = Casambi

Other Options

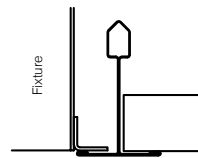
Other sensor and wireless control options are available. Contact factory for details.

¹Tunable white may be controlled by a number of dimming protocols as shown. 2-Channel has a fixed range of 2700K-6500K. 3-Channel has a maximum range of 1800K-6500K, but other sub-ranges may be specified. 3-Channel Tunable White has a third diode to more closely approximate the black body curve in the mid CCT ranges. Contact Day-O-Lite for details.

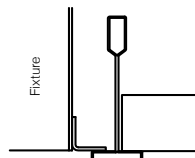
²Dim-to-Warm mimics incandescent dimming by warming the CCT from 6500K-2700K (2DTW) or 6500K-1800K (3DTW) as light levels are dimmed.

³All RGB, RGBW, and RGBWW options for DMX control (by others). 80 CRI standard.

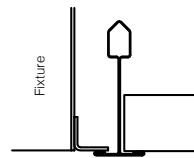
Grid Ceiling Mounting Options



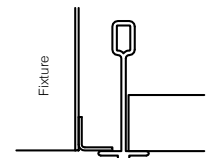
G
15/16" T-Bar



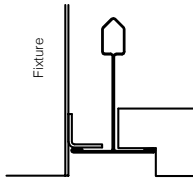
SG
Slot Grid



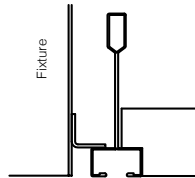
MG
9/16" T-Bar



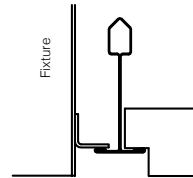
XG
Interlude



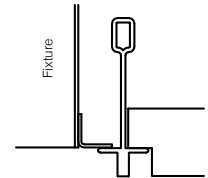
TGF
15/16" Tegular
Flush



SGF
Slot Grid
Flush

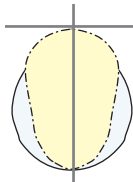


MTGF
9/16" Tegular
Flush



XGF
Interlude
Flush

Photometry



NASL-PS-D-PF-40-**LO**-22
CCT: 4000K
WATTS: 20
LUMENS: 1870
LPW: 94

NASL-PS-D-PF-40-**SO**-22
CCT: 4000K
WATTS: 27
LUMENS: 2500
LPW: 92

NASL-PS-D-PF-40-**HO**-22
CCT: 4000K
WATTS: 35
LUMENS: 3125
LPW: 89

40000K @ 80CRI.

Use the following multipliers for other CCTs: 2700K x 0.94, 3000K x 0.96, 3500K x 0.98, 5000K x 1.02. IES files @ www.dayolite.com

Specifications

CONSTRUCTION: 20 gauge CRS housing and internal components.

REFLECTOR: 20 gauge CRS finished in highly reflective baked white enamel with pre-finished reflective LED tray.

OPTICS: Perforated with white acrylic overlay.

LED: Static white LED modules in 27/30/35/40 & 50K CCT, 80/90CRI. Lumen maintenance minimum L_{70} = 50,000 hours. 3 SDCM color consistency. BIOS SkyBlue, RGB, RGBW, RGBWW. Tunable White and Dim-to-Warm options available; field replaceable.

DRIVER: Driver is Class 2 AOC 0-10V to 1%, Dim-to-Off available. 120/277V input, PF > 90%, THD < 20 @ 120V. Additional dimming protocols available. All drivers prewired from factory for connection to control system (by others); field replaceable.

MOUNTING: Standard installation is in an exposed inverted T-bar ceiling. Fixtures are supplied with four support brackets for additional support to T-bar. May also be installed in plaster ceilings (F/TRL mounting option with Flange); field replaceable.

FINISH: Housing and components finished in baked white enamel.

CERTIFICATION: cETLus listed, conforming to UL STD. 1598 and certified to CSA STD C22.2 NO. 250.0. Suitable for dry & damp locations. Union Made in the United States of America, I.B.E.W, BAA compliant, Declare Red List Approved.

LEGAL: Day-O-Lite, a division of SCW Corporation. All rights reserved. The Day-O-Lite logo is a registered trademark of SCW Corporation. Actual product performance may differ due to end user environment, application and installation. Luminaires have been tested at 25° C ambient temperature. Consult Day-O-Lite for high-ambient conditions. Day-O-Lite reserves the right to change specifications without notice for product improvement.

RS Rapid Ship Program

Rapid Ship products are estimated to ship 10 business days or less from the morning the order is received and confirmed. Linear rows will ship 10 business days or less from the day the layout drawings are approved. Orders confirmed and layouts approved after 12:00 p.m. Eastern Time are estimated to ship 10 days or less from the following business morning. Please refer to complete program Terms & Conditions at www.dayolite.com.

Rapid Ship options are limited to those highlighted in **blue** on the Ordering Guide. 400' max individual or continuous row allowed. Consult factory for additional information.