
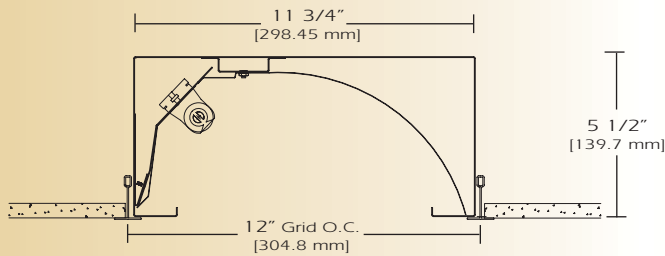


Perimeter

WPP-1175



TYPE _____

FEATURES

The WPP 1175 series is a wall wash luminaire engineered to illuminate the wall from a set distance and increasing the light levels on product and wall. The WPP 1175 is mounted away from the wall recessed in the ceiling to minimize obstruction. Wall washing and highlighting achieving the ultimate wall wash with little to no emphasis on wall imperfections and reducing shadows. Another unique product for the wall washing applications by Day-O-Lite.

SPECIFICATIONS

Housing: Die formed 20 gauge cold rolled steel fixture is 5 1/2" x 11 3/4" welded construction. Joiner ends are notched below the lamps for a continuous appearance. Housing has an access plate on top with two 7/8" knockouts.

Reflector: Standard front reflector is die formed .025 semi-specular anodized aluminum, rear reflector is specular aluminum.

Electrical: Ballast is electronic, high power factor, thermally protected class P, sound rated A, with less than 20% total harmonic distortion. The minimum number of ballasts will be used unless otherwise specified.

Mounting: Recessed mounting for grid or flange ceilings.

Finish: Fixture housing and steel components are finished in baked white enamel applied over a five-stage pretreatment process.

Lamps: Fixtures are provided for use with one or two 32 watt T8 lamps, 28 watt T5, or 54 watt T5 HO lamps. (Supplied by Others)

Certification: Luminaires are U. L. Listed, C. S. A. certified and are Union Made in the United States of America I.B.E.W.

ORDERING GUIDE

MODEL NO.	LAMPS	MOUNTING	LENGTH	FINISH	VOLTAGE	OPTIONS
WPP 1175	-	-	-	-	-	-
WPP 1175	132T8 232T8 128T5 228T5 154T5 HO 254T5 HO	G= Grid MG= Miniature Grid F= Flange See Accessories	4 8 for other, please enter row length (eg. 48=48ft)	W= White CC= Custom Color	120v 277v	See Options Below

Example: **WPP 1175-132T8-G-4-W-120V**
WPP 1175 with one 32 watt T8 lamps grid ceiling application four foot fixture finished in baked white enamel 120v electronic ballast less than 20% total harmonic distortion.

OPTIONS

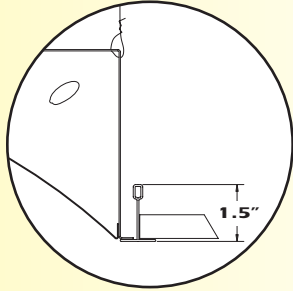
- E10=** Electronic ballast, high power factor, thermally protected class P, sound rated A, < 10% total harmonic distortion
- DIM=** Dimming Ballast
- EPC=** Emergency Battery Pack
- EMC=** Emergency Circuit
- OTH=** See Accessories for other options available.

Perimeter

WPP-1175

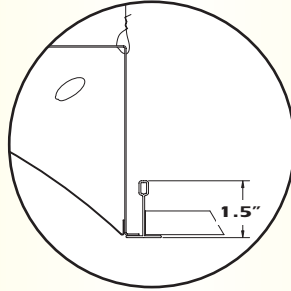
LINEAR SECTIONS AND SUSPENSION LOCATION

MOUNTING "G"



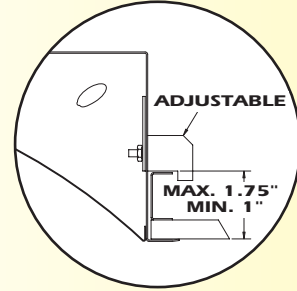
STD. 1 1/2" INVERTED "T" BAR

MOUNTING "MG"



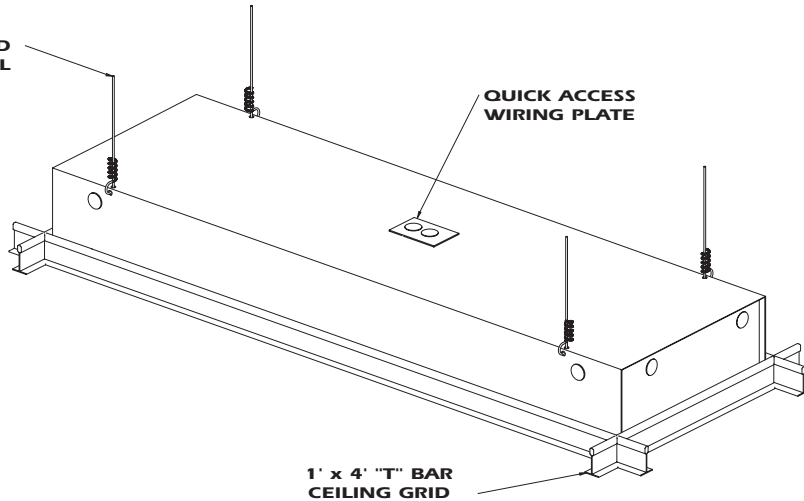
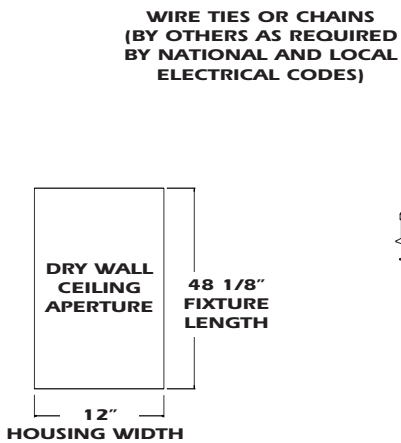
1 1/2" MINIATURE GRID CEILING

MOUNTING "F"

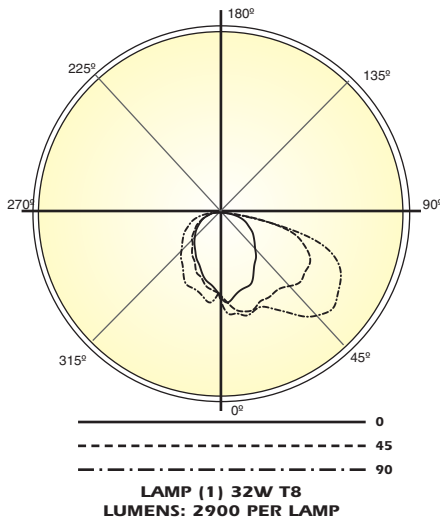


PLASTER OR DRY WALL CEILING

INSTALLATION PREPARATION



PHOTOMETRY



Candela Distribution:

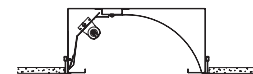
Vert. Angle	0	45	90	135	180
0	481	481	481	481	481
5	539	532	603	556	490
10	514	589	612	566	477
15	485	612	638	593	488
20	476	615	624	587	461
25	466	587	621	593	458
30	418	589	666	566	439
35	375	582	730	595	380
40	349	588	812	603	338
45	311	618	862	613	305
50	282	641	892	632	290
55	257	628	867	643	259
60	233	626	839	621	228
65	201	599	802	596	212
70	176	536	723	536	174
75	145	450	551	449	140
80	103	263	241	261	101
85	49.8	72.3	54.0	74.2	50.4
90	4.49	1.66	0.410	2.35	4.66

Optical Distribution: Direct

Coefficients of Utilization- Zonal Cavity Method:

pfc = 0.20

	.8	.7	.5	.3
pcc	.1	.0		
pw	.7 .5 .3 .1	.7 .5 .3 .1	.5 .3 .1	.5 .3 .1
RCR				
0	82 82 82 82	80 80 80 80	76 76 76	73 73 73
1	73 69 66 63	71 68 65 62	65 62 60	62 60 58
2	65 59 53 49	63 57 52 48	55 51 47	53 49 46
3	59 50 44 39	57 49 43 39	47 42 38	45 41 37
4	53 44 37 32	52 43 37 32	41 36 31	40 35 31
5	49 39 32 27	47 38 32 27	36 31 26	35 30 26
6	45 35 28 23	43 34 27 23	33 27 23	31 26 22
7	41 31 25 20	40 30 24 20	29 24 20	28 23 19
8	38 28 22 18	37 28 22 17	27 21 17	26 21 17
9	36 26 20 16	35 25 19 15	24 19 15	24 19 15
10	33 24 18 14	32 23 18 14	22 17 14	21 17 14



Total Luminaire Optical Efficiency = 68.8%

SCW-2