


Generation Series 2

G2-DI-3



TYPE _____

FEATURES

The G2-DI-3 is one variation of a complete family of suspended linear fluorescent luminaires. The G2-DI-3 is a direct/indirect version of the family of luminaires. The computer designed optical system creates a widespread indirect distribution while the variety of direct components provides contrast. The low profile and modern design provide excellent efficiency and styling where high performance and uniform lighting are required.

SPECIFICATIONS

Housing: One piece die formed 20-gauge cold rolled steel welded construction forming a 6" x 2" rounded profile. Continuous perforated sections are 1/16" diameter x 3/32" straight centers with white .020 translucent overlay. Finished end caps are laser cut 16-gauge cold rolled steel, with no exposed hardware or knockouts. Aligner brackets are provided to eliminate light leaks and for precision alignment of continuous rows.

Reflector: Die formed 20-gauge cold rolled steel minimum 90% reflectivity finished in high gloss baked white enamel with die formed .025 specular anodized aluminum side reflectors.

Electrical: Ballast is electronic, high power factor, thermally protected class P, sound rated A, with less than 10% total harmonic distortion. The minimum number of ballasts will be used unless otherwise specified.

Mounting: Standard Installation is an adjustable self-locking aircraft cable assembly 48" x 3/32" in diameter with 5" canopy. One 1/4" SJT straight 54" cord is supplied with each power feed. Standard pendants are available in 24" lengths. See Accessories for additional mounting.

Finish: Fixture housing and steel components are finished in baked white enamel applied over a five-stage pretreatment process.

Lamps: Fixtures are provided for use with two or three 28 watt T5 lamps or 54 watt T5 HO lamps. (Supplied by Others)

Certification: Luminaires are U. L. Listed, C. S. A. certified and are Union Made in the United States of America I.B.E.W.

ORDERING GUIDE

MODEL NO.	DIRECTION	SHIELDING	LAMPS	MOUNTING	LENGTH	FINISH	VOLTAGE	OPTIONS
G2	- DI	- 3	- <input type="checkbox"/>	- <input type="checkbox"/>	- <input type="checkbox"/>	- <input type="checkbox"/>	- <input type="checkbox"/>	- <input type="checkbox"/>
G2	DI = Direct/Indirect	3 =Perforated Continuous	228T5 328T5 254T5 HO 354T5 HO	AC = Cable PD = Pendant	4 = 4 ft 8 = 8 ft 12 = 12 ft	W = White CC = Custom Color	120v 277v	See Options Below
			O =Other Specify	See Accessories	for other, please enter row length (eg. 48=48ft)			

Example: **G2-DI-3-254T5HO-AC-4-W-277V**

Example: Generation Two with perforated continuous pattern with opal overlay for two 54 watt T5 HO lamps with two 48 inch aircraft cables and power feed four foot fixture finished in baked white enamel with 277v electronic ballast less than 10% total harmonic distortion.

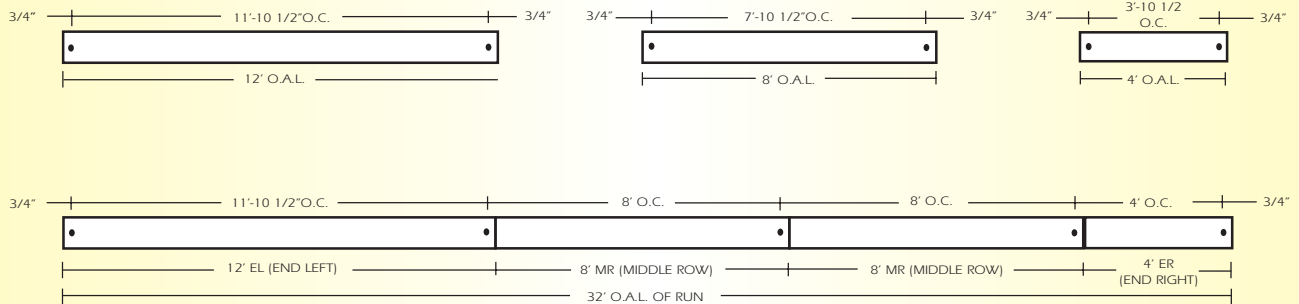
OPTIONS

- DIM=** Dimming Ballast
- EPC=** Emergency Battery Pack
- EMC=** Emergency Circuit
- TCW=** Two Circuit Wiring
- TDW=** Tandem Wiring
- QCW=** Quick Connect Wiring
- OTH=** See Accessories for other options available

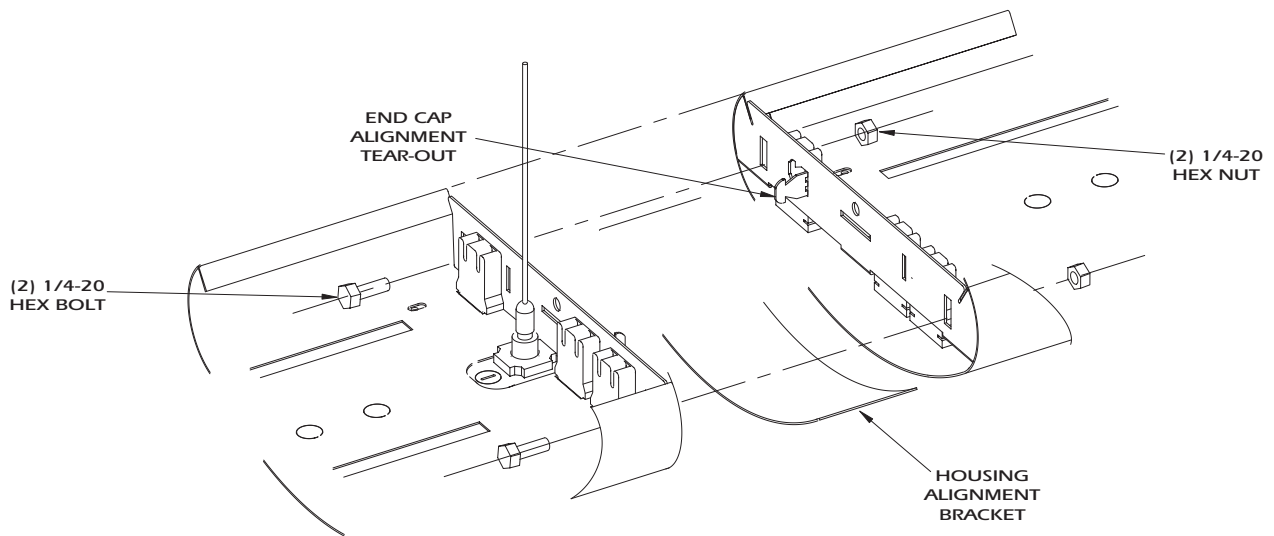
Generation Series 2

G2-DI-3

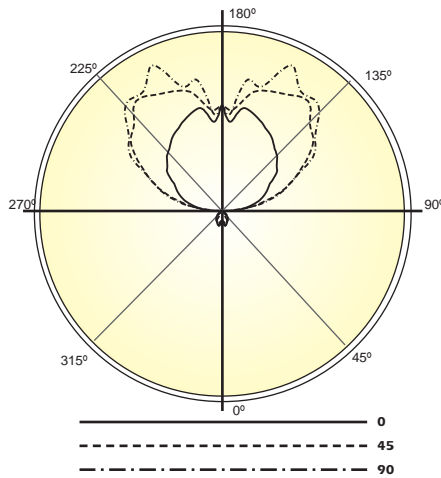
LINEAR SECTIONS AND SUSPENSION LOCATION



INSTALLATION PREPARATION



PHOTOMETRY



LAMP (2) 54W T5 HO
LUMENS: 5000 PER LAMP

Candela Distribution:

Vert. Angle	0	22.5	45	67.5	90
0	224	224	224	224	224
5	149	202	163	235	205
15	234	206	217	201	208
25	191	171	183	192	207
35	152	153	134	89	80
45	108	100	63	39	33
55	66	52	32	29	27
65	10	18	17	22	26
75	5	5	7	13	18
85	1	2	2	3	4
95	292	278	277	261	236
105	597	793	814	891	868
115	797	1228	1301	1364	1302
125	1063	1556	1757	1801	1830
135	1243	1792	1994	2182	2201
145	1405	1802	2235	2315	2288
155	1543	1790	2103	2371	2582
165	1672	1728	1981	2022	2088
175	1437	1752	1626	1718	1582
180	1715	1715	1715	1715	1715

Optical Distribution:
96% Indirect: 4% Direct

Coefficients of Utilization - Zonal Cavity Method:

pfc = 0.20

	.8	.7	.5	.3	.1	0												
pw	.7	.5	.3	.1	.5	.3	.1	.5	.3	.1	0							
RCR																		
0	83	83	83	83	72	72	72	72	50	50	50	30	30	30	12	12	12	4
1	76	72	69	66	65	62	60	58	44	42	41	27	26	25	10	10	10	3
2	69	63	58	54	59	55	51	47	38	36	34	23	22	21	9	9	9	3
3	63	55	50	45	54	48	43	40	34	31	28	21	19	18	7	7	7	3
4	57	49	43	38	49	42	37	33	30	27	24	18	17	15	6	6	6	2
5	53	43	37	32	45	38	32	28	27	23	21	16	15	13	5	5	5	2
6	48	39	32	28	41	34	28	24	24	20	18	15	13	11	5	5	5	2
7	44	35	28	24	38	30	25	21	21	18	15	13	11	10	4	4	4	2
8	41	31	25	21	35	27	22	18	19	16	13	12	10	9	4	4	4	2
9	38	28	22	18	33	25	20	16	18	14	12	11	9	8	3	3	3	1
10	35	26	20	16	30	22	17	14	16	13	10	10	8	7	3	3	3	1



Total Luminaire Optical Efficiency = 86.0%