

Generation Perforation Options

1

Shielding 1 = Solid (No Pattern)



2

Shielding 2 = Perforated cluster sections are 1/16" diameter x 3/32" straight centers with white .020 translucent overlay.



3

Shielding 3 = Continuous perforated sections are 1/16" diameter x 3/32" straight centers with white .020 translucent overlay.



4

Shielding 4 = Continuous obround pattern is 3/16" x 1/2" straight with white .020 translucent overlay.



5

Shielding 5 = Continuous obround pattern is 3/16" x 1/2" staggered with white .020 translucent overlay.



6

Shielding 6 = Square Pattern is 2" x 2" straight with white .020 translucent overlay.




7

Shielding 7 = Rectangular pattern is 1 15/16" x 1/8" straight with .020 translucent overlay.




8

Shielding 8 = Diagonal obround pattern is 3/16" x 5/8" straight with .020 translucent overlay.



9

Shielding 9 = Continuous straight pattern is 1/4" square with white .020 translucent overlay.



10


Shielding 10 = Continuous diagonal pattern is 1/4" square with white .020 translucent overlay.



Generation Perforation Options

11

Shielding 11 = Continuous perforated sections are positioned at top sides of luminaire and are 1/16" diameter x 3/32" straight centers with white .020 translucent overlay.



12

Shielding 12 = Rectangular pattern sections are positioned at top sides of luminaire and are 1 15/16" x 1/8" straight with white .020 translucent overlay.



13

Shielding 13 = Continuous obround pattern is 1/16" x 1/2" straight with white .020 translucent overlay.



14

Shielding 14 = Slim Slot pattern is 1/8" x 2" straight with white .020 translucent overlay



15

Shielding 15 = Gill Slot pattern is 5/16" x 5/8" straight with white .020 translucent overlay



16

Shielding 16 = Parallelogram Slot pattern is 2" x 8" straight with white .020 translucent overlay



17

Shielding 17 = Rectangular Slot pattern 1 1/4" x 2 1/2" straight with white .020 translucent overlay



18

Shielding 18 = Continuous 3/8 inch diameter staggered hole pattern straight with white .020 translucent overlay



19

Shielding 19 = Square pattern is 1 1/2" x 1 1/2" straight with white .020 translucent overlay

