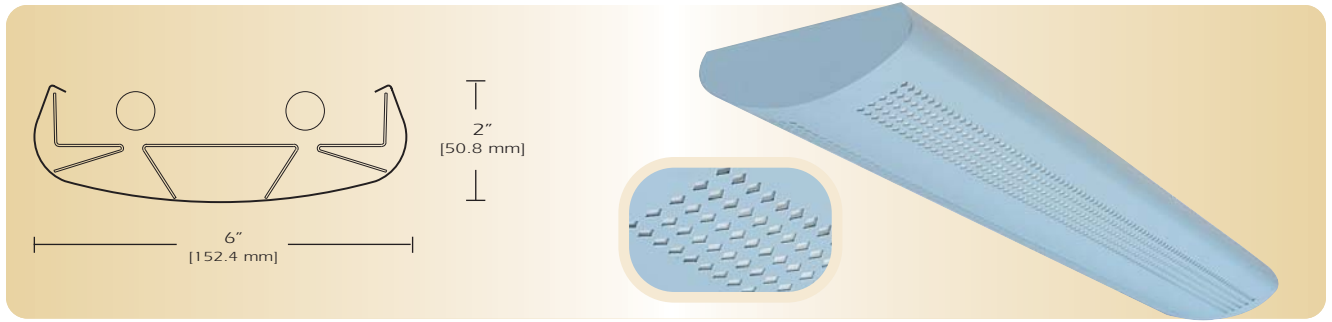


Generation Series 2

G2-DI-10



TYPE _____

FEATURES

The G2-DI-10 is one variation of a complete family of suspended linear fluorescent luminaires. The G2-DI-10 is a direct/indirect version of the family of luminaires. The computer designed optical system creates a widespread indirect distribution while the variety of direct components provides contrast. The low profile and modern design provide excellent efficiency and styling where high performance and uniform lighting are required.

SPECIFICATIONS

Housing: One piece die formed 20-gauge cold rolled steel welded construction forming a 6" x 2" rounded profile. Continuous diagonal pattern is 1/4" square with white .020 translucent overlay. Finished end caps are laser cut 16-gauge cold rolled steel, with no exposed hardware or knockouts. Aligner brackets are provided to eliminate light leaks and for precision alignment of continuous rows.

Reflector: Die formed 20-gauge cold rolled steel minimum 90% reflectivity finished in high gloss baked white enamel with die formed .025 specular anodized aluminum side reflectors.

Electrical: Ballast is electronic, high power factor, thermally protected class P, sound rated A, with less than 10% total harmonic distortion. The minimum number of ballasts will be used unless otherwise specified.

Mounting: Standard Installation is an adjustable self-locking aircraft cable assembly 48" x 3/32" in diameter with 5" canopy. One 16/4 SJT straight 54" cord is supplied with each power feed. Standard pendants are available in 24" lengths. See Accessories for additional mounting.

Finish: Fixture housing and steel components are finished in baked white enamel applied over a five-stage pretreatment process.

Lamps: Fixtures are provided for use with two or three 28 watt T5 lamps or 54 watt T5 HO lamps. (Supplied by Others)

Certification: Luminaires are U. L. Listed, C. S. A. certified and are Union Made in the United States of America I.B.E.W.

ORDERING GUIDE

MODEL NO.	DIRECTION	SHIELDING	LAMPS	MOUNTING	LENGTH	FINISH	VOLTAGE	OPTIONS
G2	- DI	- 10	- <input type="checkbox"/>	- <input type="checkbox"/>	- <input type="checkbox"/>	- <input type="checkbox"/>	- <input type="checkbox"/>	- <input type="checkbox"/>
G2	DI= Direct/Indirect	10= Square Diagonal	228T5 328T5 254T5 HO 354T5 HO	AC= Cable PD= Pendant	4= 4 ft 8= 8 ft 12= 12 ft	W= White CC= Custom Color	120v 277v	See Options Below
			O= Other Specify	See Accessories	for other, please enter row length (eg. 48=48ft)			

Example: **G2-DI-10-254HO-AC-4-W-277V**

Example: Generation Two with square diagonal continuous pattern with opal overlay for two 54 watt T5 HO lamps with two 48 inch aircraft cables and power feed four foot fixture finished in baked white enamel with 277v electronic ballast less than 10% total harmonic distortion.

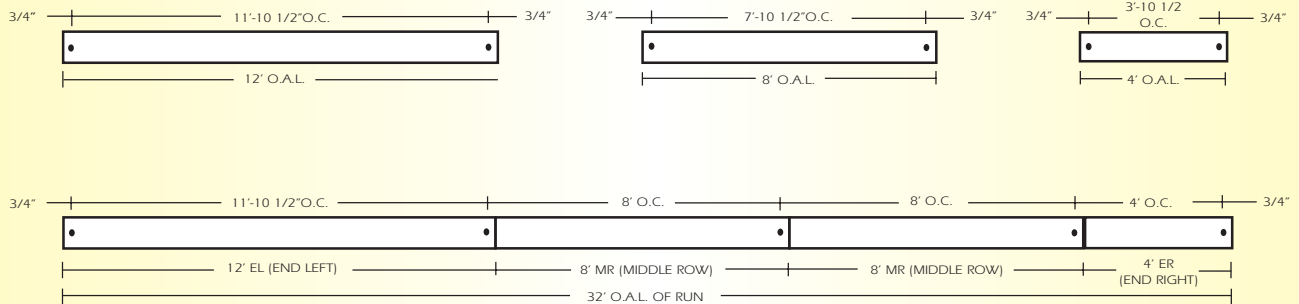
OPTIONS

- DIM=** Dimming Ballast
- EPC=** Emergency Battery Pack
- EMC=** Emergency Circuit
- TCW=** Two Circuit Wiring
- TDW=** Tandem Wiring
- QCW=** Quick Connect Wiring
- OTH=** See Accessories for other options available

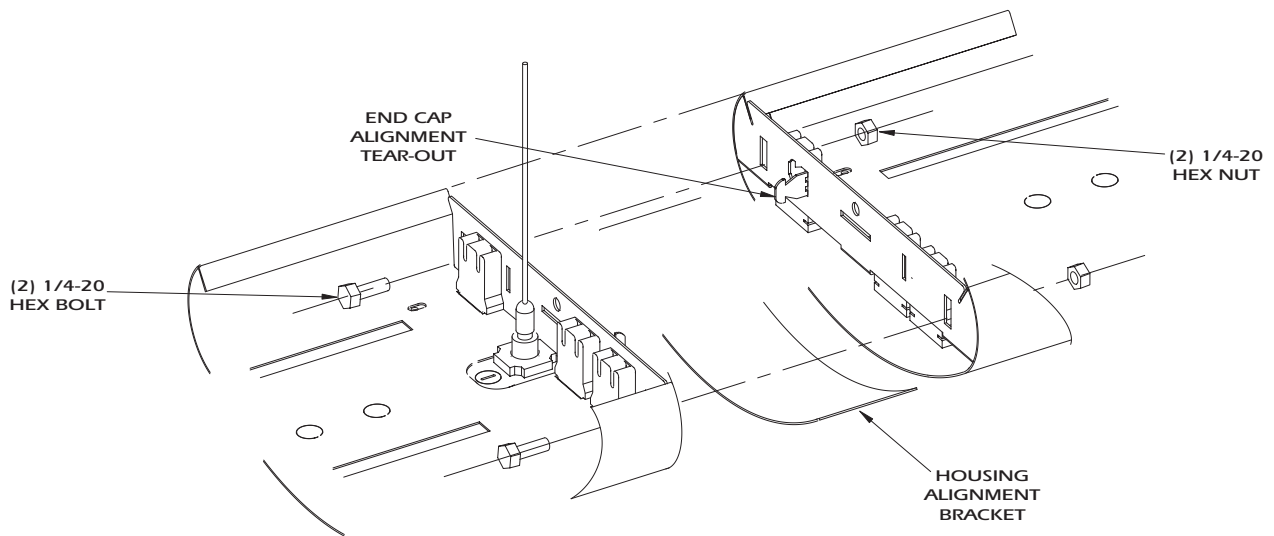
Generation Series 2

G2-DI-10

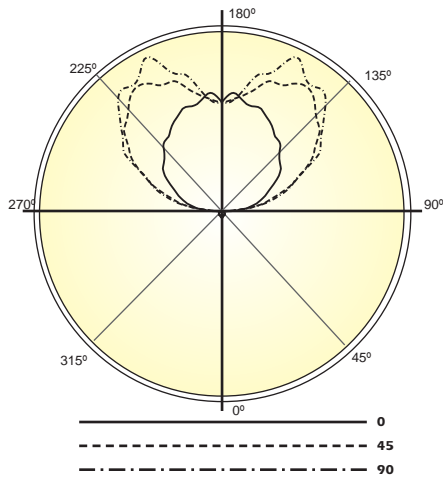
LINEAR SECTIONS AND SUSPENSION LOCATION



INSTALLATION PREPARATION



PHOTOMETRY



LAMP (2) 54W T5 HO
LUMENS: 5000 PER LAMP

Candela Distribution:

Vert. Angle	0	22.5	45	67.5	90
0	76	76	76	76	76
5	63	88	87	88	70
15	70	72	70	64	67
25	70	67	70	67	72
35	57	58	65	67	74
45	54	48	60	58	55
55	38	44	48	40	42
65	27	34	34	31	25
75	21	20	16	20	23
85	11	9	12	15	17
95	291	277	274	262	250
105	581	783	802	871	875
115	790	1210	1310	1347	1276
125	1075	1560	1730	1806	1816
135	1219	1766	2011	2161	2203
145	1384	1806	2272	2307	2326
155	1578	1821	2104	2369	2567
165	1650	1738	1910	2137	2139
175	1796	1769	1691	1709	1670
180	1638	1638	1638	1638	1638

Optical Distribution:
97% Indirect: 3% Direct

Coefficients of Utilization - Zonal Cavity Method:

pfc = 0.20

	.8	.7	.5	.3	.1	0												
pcc	.8	.7	.5	.3	.1	0												
pw	.7	.5	.3	.1	.5	.3	.1	.5	.3	.1	.5	.3	.1	0				
RCR																		
0	82	82	82	82	70	70	70	70	49	49	49	29	29	29	11	11	11	2
1	74	71	68	65	64	61	58	56	42	41	39	25	24	24	9	9	9	2
2	68	62	57	53	58	53	49	46	37	35	33	22	21	20	7	7	7	2
3	62	54	48	44	53	47	42	38	33	30	27	19	18	17	6	6	6	1
4	56	48	42	37	48	41	36	32	29	26	23	17	15	14	5	5	5	1
5	51	42	36	31	44	36	31	27	25	22	20	15	13	12	4	4	4	1
6	47	38	31	27	40	32	27	23	23	19	17	14	12	10	4	4	4	1
7	43	34	27	23	37	29	24	20	20	17	14	12	10	9	3	3	3	1
8	40	30	24	20	34	26	21	17	18	15	13	11	9	8	3	3	3	1
9	37	27	21	17	32	24	19	15	17	13	11	10	8	7	2	2	2	1
10	34	25	19	15	29	21	17	13	15	12	10	9	7	6	2	2	2	1



Total Luminaire Optical Efficiency = 85.0%