

Features

The Jazz 1456 is one variation of a complete family of direct/indirect fluorescent luminaires. Constructed of perforated steel, it features uninterrupted, perfectly aligned continuous rows. The Jazz 1456 series is furnished with a suspended fluorescent task down light. The Jazz 1456 series can be furnished in a wide variety of perforated accent patterns in addition to the standard pattern. The standard pattern is two continuous perforated sections 5" wide on each side separated by a suspended parabolic louver in the center of the fixture. The perforations are 1/16" holes on 3/32" straight centers. Laser cut corporate logos can also be supplied as a feature for reception areas and conference rooms. The computer designed optical system creates a widespread indirect distribution, while the variety of direct components provides useful contrast.

Specifications

HOUSING: Two piece die formed 20-gauge cold rolled steel welded construction forming a 13" x 4 1/2" rounded profile. Continuous perforated sections are 1/16" x 3/32" straight centers with white acrylic .020 translucent overlay. The design of the parabolic reflector provides uniform direct task lighting and precise optical control. Finished end caps are laser cut 18-gauge cold rolled steel, with no exposed hardware or knockouts. Special logo designs and perforated patterns are available.

REFLECTOR: Die formed 20 gauge cold rolled steel minimum 90% reflectivity finished in high gloss baked white enamel. Die formed specular reflector is also available.

ELECTRICAL: Ballast is electronic, universal voltage 120/277, high power factor, thermally protected, sound rated A with less than 10% total harmonic distortion. Luminaires in rows are pre-wired with quick connect through wiring. The minimum number of ballasts will be used unless otherwise specified.

BALLAST DISCONNECT: Luminaires are pre-wired with integrated locking disconnects.

MOUNTING: Standard Installation is an adjustable self-locking aircraft cable assembly 48" x 3/32" in diameter with 5" canopy. One 16/4 SJT straight 54" cord is supplied with each power feed. Standard pendants are available in 24" lengths. See Mounting Options pages for additional mounting.

FINISH: Fixture housing and steel components are finished in baked white enamel applied over a five-stage pretreatment process.

LAMPS: Fixtures are provided for use with two or three T8, T5 or T5HO lamps for direct and indirect lighting. (Supplied by Others)

CERTIFICATION: Luminaires are U.L. Listed, C.S.A. certified and are Union Made in the United States of America I.B.E.W.

TYPE

Ordering Guide

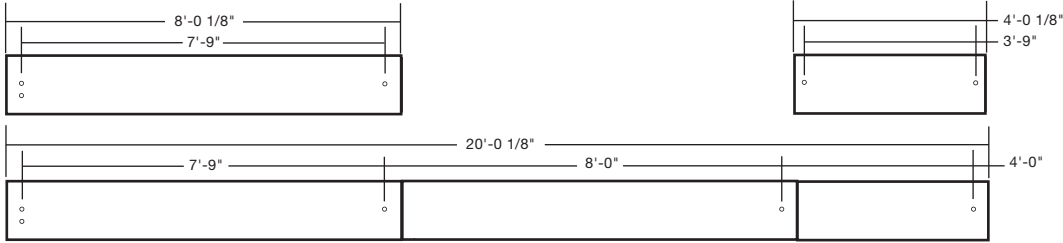
MODEL NO.	DIRECTION	SHIELDING	NUMBER OF LAMPS	LAMPS	MOUNTING	ROW LENGTH	FINISH	VOLTAGE	OPTIONS
JAZ-1456	DI								
JAZ-1456	DI = Direct/ Indirect	PBL = Parabolic Louver SL = Special Logo	2 3	T8 T5 T5HO	AC = Cable PD = Pendant Other mount- ing options available, see pgs. 357-359	4 = 4 ft 8 = 8 ft For other, please enter row length (eg. 48 = 48 ft)	W = White CC = Custom Color	UNV = 120/277	DIM = Dimming Ballast EPC = Emergency Battery Pack EMC = Emergency Circuit TCW = Two Circuit Wiring OTH = Other options available, see page 355

Example » JAZ-1456 | DI | PBL | 3T8 | AC | 4 | W | UNV

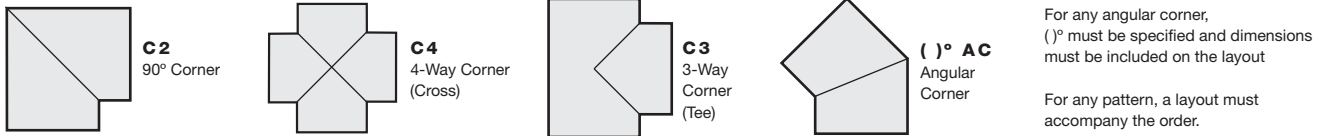
Jazz 1456 with downlight aperture direct/ indirect luminaire with parabolic louver shielding for two 32 watt T8 with two 48 inch air craft cable and power feed four foot fixture finished in baked white enamel universal voltage electronic ballast less than 10% total harmonic distortion.

Linear Sections and Suspension Location

SUSPENSION MOUNTING

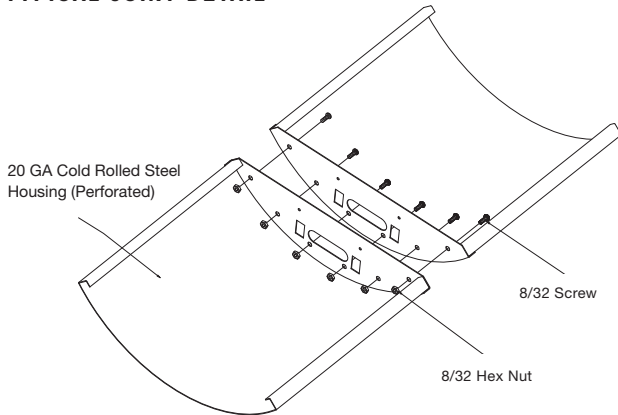


CORNERS Corners and fixture extensions are custom fabricated to precise dimensions. Please indicate the specific requirements on the layout

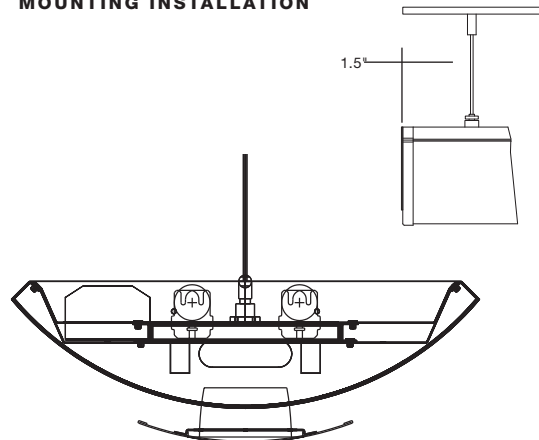


Installation Preparation

TYPICAL JOINT DETAIL



MOUNTING INSTALLATION



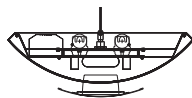
Photometry

COEFFICIENTS OF UTILIZATION-ZONAL CAVITY METHOD

pfc = 0.20

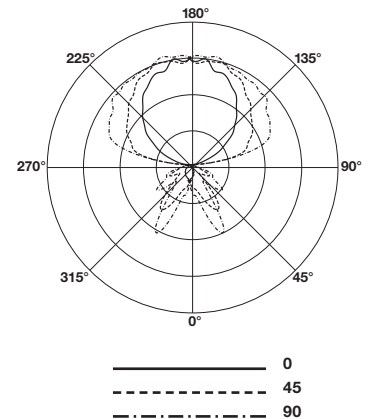
pcc	.8			.7			.5			.3			.1			0		
pw	.7	.5	.3	.1	.7	.5	.3	.1	.5	.3	.1	.5	.3	.1	.5	.3	.1	0
RCR																		
0	84	84	84	84	74	74	74	74	55	55	55	38	38	38	22	22	22	14
1	77	73	70	67	67	65	62	60	48	46	45	33	32	31	18	18	18	12
2	70	64	59	55	61	56	52	49	42	39	37	29	27	26	15	15	15	10
3	64	56	50	46	56	50	45	41	37	34	31	26	24	22	13	13	13	8
4	58	49	43	38	51	44	38	34	33	29	26	23	20	19	11	11	11	7
5	53	44	37	32	46	39	33	29	29	25	22	20	18	16	9	9	9	6
6	49	39	33	28	43	35	29	25	26	22	19	18	16	14	8	8	8	5
7	45	35	29	24	39	31	25	22	23	19	17	16	14	12	7	7	7	5
8	41	31	25	21	36	28	22	19	21	17	15	15	12	10	6	6	6	4
9	38	28	22	18	34	25	20	16	19	15	13	13	11	9	5	5	5	4
10	36	26	20	16	31	23	18	14	17	14	11	12	10	8	5	5	5	3

Total Luminaire Optical Efficiency = 85.0%



CANDELADISTRIBUTION

Vert. Angle	0	22.5	45	67.5	90
0	79.4	79.4	79.4	79.4	79.4
10	74.7	100	138.9	156	171
20	84.3	137	226	324	367.5
30	90.2	194	366	461	488
40	99.5	251	356	290	266
50	105	224	187	169	171
60	83.2	97.9	89.7	97.8	97.8
70	32.8	39.9	56.8	60.9	60.4
80	19.6	27.4	32.7	39.1	39.1
90	16.4	25.1	30.1	35.0	35.4
100	159	287	437	478	475
110	307	422	601	760	800
120	464	553	708	819	860
130	601	685	815	941	950
140	727	807	903	1008	1052
150	838	907	1002	1024	1059
160	900	946	1003	1056	1081
170	949	967	984	1013	1023
180	948	948	948	948	948



— 0
 - - - 45
 - - - 90
 Lamp (2) 32w T8
 Lumens: 2900 Per Lamp

Optical Distribution:
 15% Direct: 85% Indirect

Day-O-Lite reserves the right to change product specifications without notice for product improvement.