


Generation Series 5

G5-I-1



TYPE _____

FEATURES

The G5-I-1 presents a unique ultra shallow sculptured profile. It is one variation of a complete family of suspended linear fluorescent luminaires. The G5-I-1 is an indirect version and provides exceptional performance. The computer designed optical system creates widespread indirect distribution. The low profile and modern design provide excellent efficiency and styling where high performance and uniform lighting are required.

SPECIFICATIONS

- Housing:** One piece die formed 20-gauge cold rolled steel welded construction forming a 6" x 2 1/2" 'V' shape profile. Finished end caps are laser cut 16-gauge cold rolled steel, with no exposed hardware or knockouts.
- Reflector:** Die formed 20-gauge cold rolled steel minimum 90% reflectivity finished in high gloss baked white enamel with die formed .025 specular anodized aluminum side reflectors.
- Electrical:** Ballast is electronic, high power factor, thermally protected class P, sound rated A, with less than 10% total harmonic distortion. The minimum number of ballasts will be used unless otherwise specified.
- Mounting:** Standard Installation is an adjustable self-locking aircraft cable assembly 48" x 3/32" in diameter with 5" canopy. One 16/4 SJT straight 54" cord is supplied with each power feed. Standard pendants are available in 24" lengths. See Accessories for additional mounting.
- Finish:** Fixture housing and steel components are finished in baked white enamel applied over a five-stage pretreatment process.
- Lamps:** Fixtures are provided for use with one or two 28 watt T5 lamps or 54 watt T5 HO lamps. (Supplied by Others)
- Certification:** Luminaires are U. L. Listed, C. S. A. certified and are Union Made in the United States of America I.B.E.W.

ORDERING GUIDE

MODEL NO.	DIRECTION	SHIELDING	LAMPS	MOUNTING	LENGTH	FINISH	VOLTAGE	OPTIONS
G5	- I	- 1	- <input type="checkbox"/>	- <input type="checkbox"/>	- <input type="checkbox"/>	- <input type="checkbox"/>	- <input type="checkbox"/>	- <input type="checkbox"/>
G5	I=Indirect	1=Solid	128T5 228T5 154T5 HO 254T5 HO	AC = Cable PD = Pendant	4 = 4 ft 8 = 8 ft 12 = 12 ft	W = White CC = Custom Color	120v 277v	See Options Below
			O =Other Specify	See Accessories	for other, please enter row length (eg. 48=48ft)			

Example: **G5-I-1-254T5HO-AC-4-W-277V**
 Generation Five profile for two 54 watt T5 HO lamps with two 48 inch aircraft cables and power feed four foot fixture finished in baked white enamel with 277v electronic ballast less than 10% total harmonic distortion.

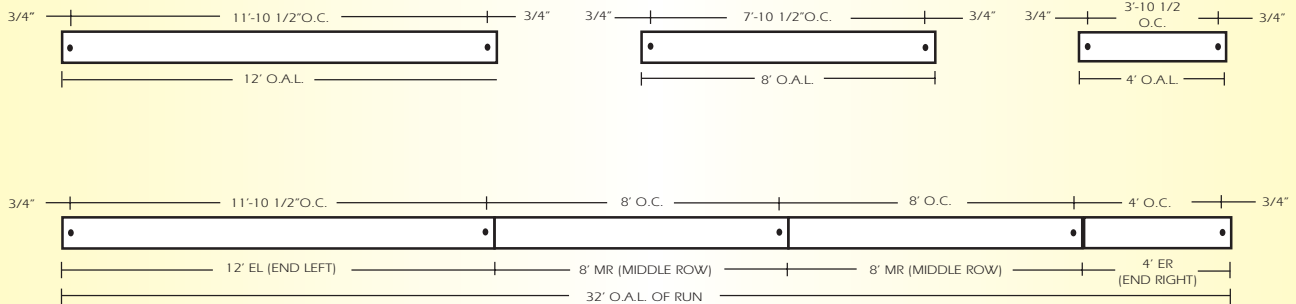
OPTIONS

- DIM=** Dimming Ballast
- EPC=** Emergency Battery Pack
- EMC=** Emergency Circuit
- TCW=** Two Circuit Wiring
- TDW=** Tandem Wiring
- QCW=** Quick Connect Wiring
- OTH=** See Accessories for other options available

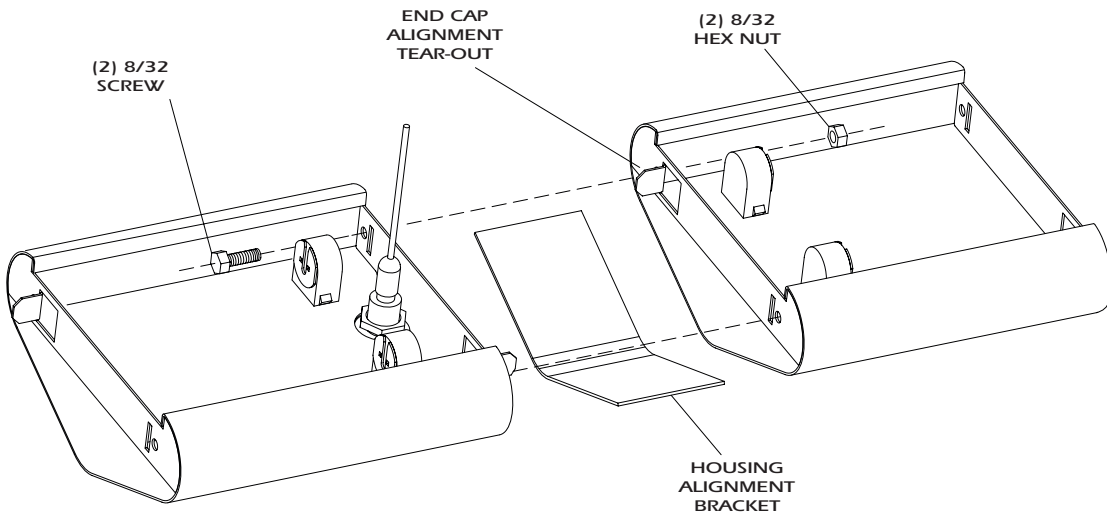
Generation Series 5

G5-I-1

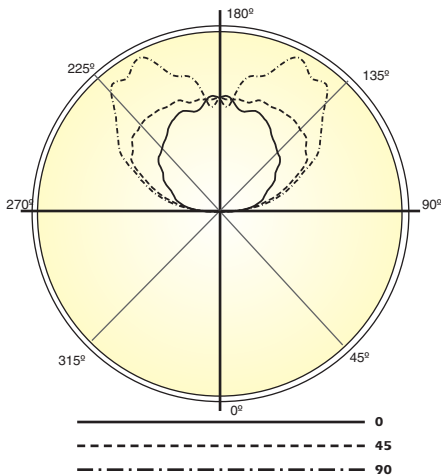
LINEAR SECTIONS AND SUSPENSION LOCATION



INSTALLATION PREPARATION



PHOTOMETRY



LAMP (2) 54W T5 HO
LUMENS: 5000 PER LAMP

Candela Distribution:

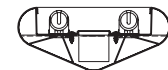
Vert. Angle	0	22.5	45	67.5	90
90	55	39	41	39	31
95	372	333	334	337	331
100	536	602	652	697	695
105	666	857	883	956	960
110	737	1078	1139	1151	1187
115	838	1297	1379	1399	1418
120	977	1545	1618	1709	1722
125	1045	1613	1847	1877	1885
130	1209	1742	1997	2062	2046
135	1261	1766	2226	2310	2276
140	1334	1807	2316	2363	2546
145	1400	1808	2353	2496	2485
150	1518	1812	2218	2581	2619
155	1592	1795	2120	2490	2599
160	1640	1816	2099	2159	2271
165	1595	1736	1962	2048	2150
170	1610	1747	1759	1906	2026
175	1763	1725	1628	1798	1630
180	1753	1753	1753	1753	1753

Optical Distribution:
100% Indirect

Coefficients of Utilization - Zonal Cavity Method:

pfc = 0.20

	.8	.7	.5	.3	.1	0												
pcc	.8	.7	.5	.3	.1	0												
pw	.7	.5	.3	.1	.5	.3	.1	.5	.3	.1	0							
RCR																		
0	83	83	83	83	71	71	71	49	49	49	28	28	28	9	9	9	0	
1	76	72	69	66	64	62	59	57	42	41	39	24	24	23	7	7	7	0
2	69	63	58	54	59	54	50	47	37	35	33	21	20	19	6	6	6	0
3	63	55	49	45	53	47	43	39	32	30	27	19	17	16	5	5	5	0
4	57	49	42	37	49	42	37	33	29	25	23	17	15	14	4	4	4	0
5	52	43	36	32	44	37	32	28	25	22	19	15	13	12	4	4	4	0
6	48	38	32	27	41	33	27	24	23	19	17	13	11	10	3	3	3	0
7	44	34	28	23	37	29	24	20	20	17	14	12	10	9	3	3	3	0
8	41	31	24	20	34	26	21	18	18	15	12	11	9	7	2	2	2	0
9	37	28	22	18	32	24	19	15	17	13	11	10	8	7	2	2	2	0
10	35	25	19	16	30	22	17	14	15	12	10	9	7	6	2	2	2	0



Total Luminaire Optical
Efficiency = 87.2%