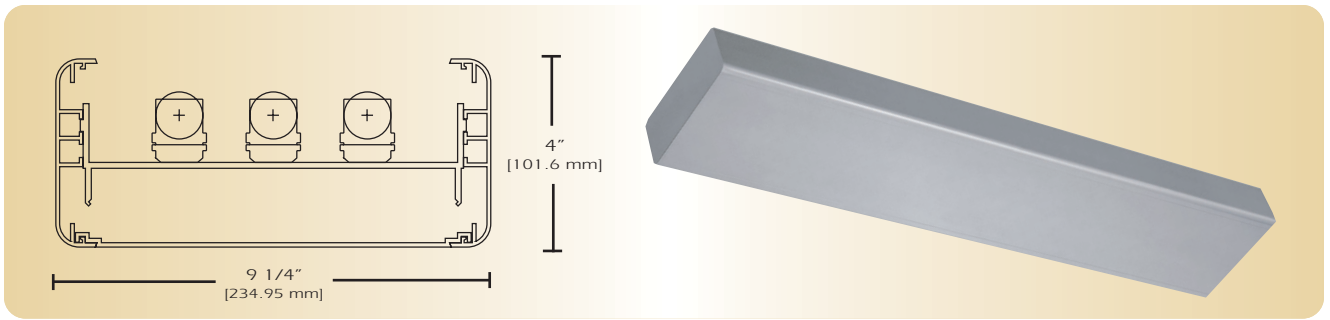


Squares

AD-SS9-I



TYPE _____

FEATURES

The AD-SS9 soft square series is an extruded aluminum luminaire. The luminaires can be mounted individually, in rows or in any combination of patterns. The luminaires in this series provide low glare and widespread illumination. The simplicity of the AD-SS9 series is the solution for open spaces while providing maximum design versatility to meet the perceived source of illumination for a specific environment.

SPECIFICATIONS

Housing: Three piece heavy gauge extruded aluminum 6063T5 alloy welded construction forming a 4" x 9 1/4" soft square profile. Finished end caps are welded with no exposed hardware or knockouts.

Reflector: Die formed 20-gauge cold rolled steel minimum 90% reflectivity finished in high gloss baked white enamel.

Electrical: Ballast is electronic, high power factor, thermally protected class P, sound rated A, with less than 20% total harmonic distortion. The minimum number of ballasts will be used unless otherwise specified.

Mounting: Standard installation is an adjustable self-locking aircraft cable assembly 48" x 3/32" in diameter with 5" canopy. One 1/4" SJT straight 54" cord is supplied with each power feed. Standard pendants are available in 24" lengths. See Accessories for additional mounting.

Finish: Fixture housing and steel components are finished in baked white enamel applied over a five-stage pretreatment process.

Lamps: Fixtures are provided for use with one, two or three 32 watt T8 lamps or 54 watt T5 HO lamps. (Supplied by Others)

Certification: Luminaires are U. L. Listed, C. S. A. certified and are Union Made in the United States of America I.B.E.W.

ORDERING GUIDE

MODEL NO.	DIRECTION	LAMPS	MOUNTING	LENGTH	FINISH	VOLTAGE	OPTIONS
AD-SS9	I						
AD-SS9	I = Indirect	132 T8 232 T8 332 T8 154T5 HO 254T5 HO 354T5 HO O =Other Specify	AC = Cable PD = Pendant See Accessories	4 = ft 8 = ft for other, please enter row length (ea. 48=48ft)	W = White CC = Custom Color	120v 277v	See Options Below

Example: **AD-SS9-I-232T8-AC-4-W-120V**
 AD-SS9 indirect for two 32 watt T8 lamps including two 48 inch aircraft cables and power feed four foot fixture finished in baked white enamel 120v electronic ballast less than 20% total harmonic distortion.

OPTIONS

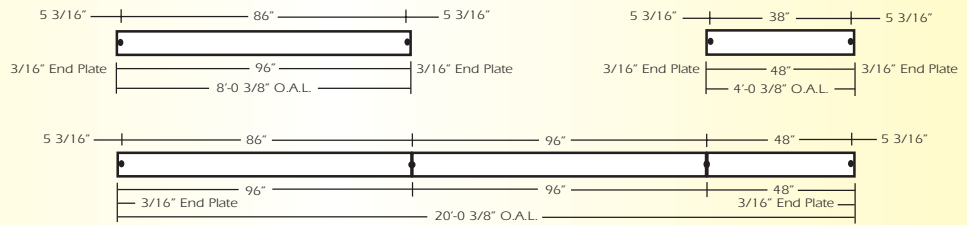
- E10=** Electronic ballast, high power factor, thermally protected class P, sound rated A, < 10% total harmonic distortion
- DIM=** Dimming Ballast
- EPC=** Emergency Battery Pack
- EMC=** Emergency Circuit
- TCW=** Two Circuit Wiring
- TDW=** Tandem Wiring
- OTH=** See Accessories for other options available

Squares

AD-SS9-1

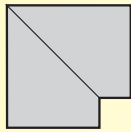
LINEAR SECTIONS AND SUSPENSION LOCATION

SUSPENSION MOUNTING

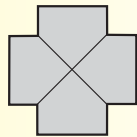


CORNERS

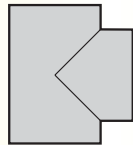
Corners and fixture extensions are custom fabricated to precise dimensions. Please indicate the specific requirements on the layout



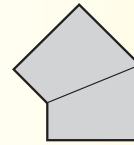
C2
90° Corner



C4
4-Way Corner (Cross)



C3
3-Way Corner (Tee)

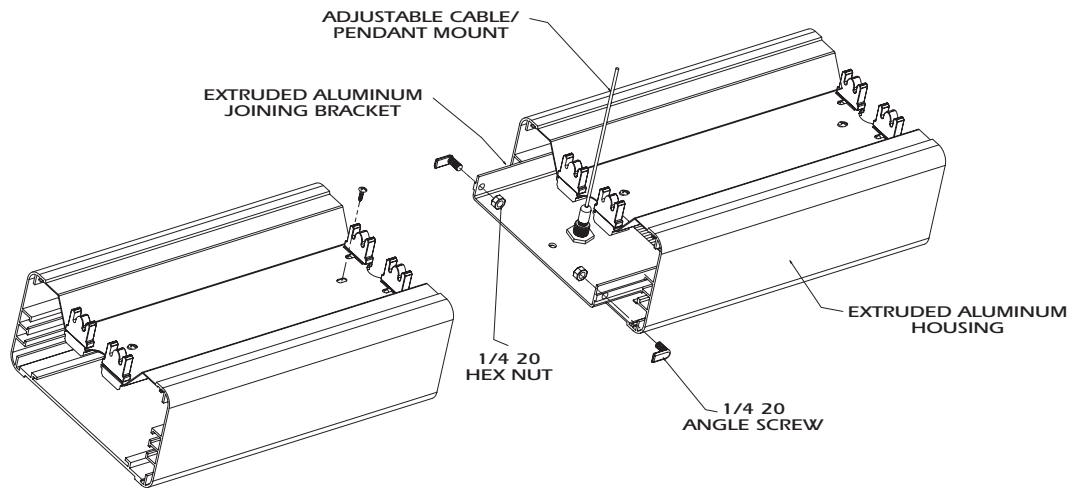


()° AC
Angular Corner

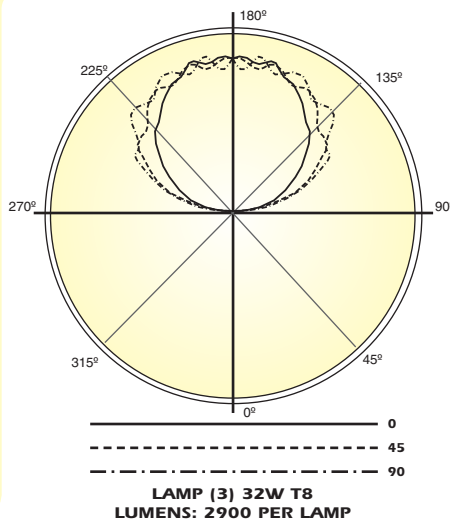
For any angular corner, ()° must be specified and dimensions must be included on the layout

For any pattern, a layout must accompany the order.

INSTALLATION PREPARATION



PHOTOMETRY



Candela Distribution:

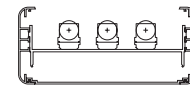
Vert. Angle	0	22.5	45	67.5	90
90	33	27	29	32	38
95	246	249	229	225	227
100	413	497	501	509	514
105	554	713	759	771	774
110	694	831	976	994	1010
115	817	1011	1144	1238	1232
120	971	1122	1320	1409	1460
125	1119	1245	1498	1482	1480
130	1264	1378	1519	1710	1665
135	1432	1478	1552	1809	1840
140	1485	1574	1713	1676	1819
145	1612	1661	1829	1788	1778
150	1723	1769	1849	1955	1930
155	1825	1841	1807	1922	1988
160	1884	1870	1922	1944	1909
165	2017	1904	1975	1895	1898
170	1936	1964	1873	1983	2053
175	1999	1979	1956	1967	1855
180	1983	1983	1983	1983	1983

Optical Distribution:
100% Indirect

Coefficients of Utilization - Zonal Cavity Method:

pfc = 0.20

	.8	.7	.5	.3	.1	0
pcc	.8	.7	.5	.3	.1	0
pw	.7	.5	.3	.1	.5	.3
RCR	.1	.7	.5	.3	.1	.5
0	80	80	80	80	68	68
1	73	69	66	64	62	59
2	66	61	56	52	56	52
3	60	53	47	43	51	46
4	55	47	41	36	47	40
5	50	41	35	31	43	36
6	46	37	31	26	39	32
7	42	33	27	22	36	28
8	39	30	24	19	33	25
9	36	27	21	17	31	23
10	34	24	19	15	29	21



Total Luminaire Optical Efficiency = 83.9%