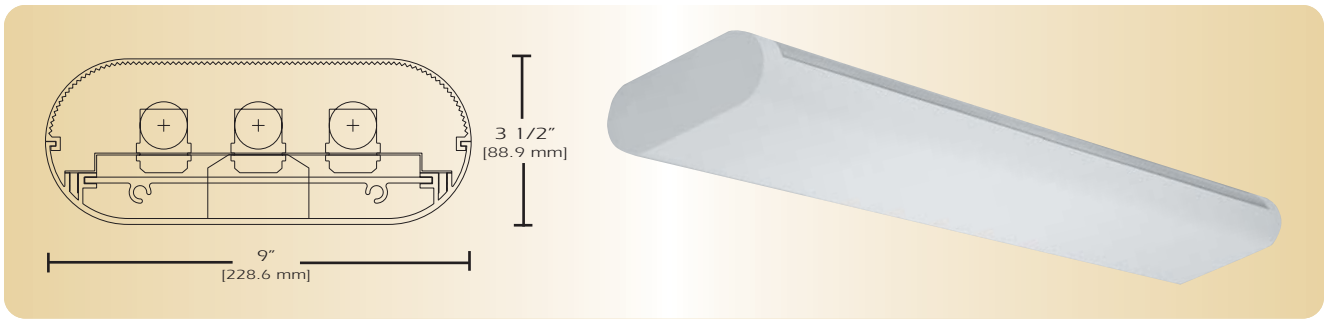


Ovals

AD-359-I



TYPE _____

FEATURES

The AD 359 oval aluminum luminaire is distinguished by its low profile and contemporary design. This high quality luminaire is suitable for most lighting systems and can be mounted to suit any project. The highly efficient design produces a uniform indirect light distribution. The AD 359 is ideal where style and quality and performance applications apply.

SPECIFICATIONS

Housing: One piece heavy gauge extruded aluminum 6063T5 alloy welded construction forming a 3 1/2" x 9" oval profile. Finished end caps are welded to housing with no exposed hardware or knockouts.

Reflector: Die formed 20-gauge cold rolled steel minimum 90% reflectivity finished in high gloss baked white enamel.

Shielding: Standard lens is extruded acrylic linear ribbed for efficient light distribution. (ARL)

Electrical: Ballast is electronic, high power factor, thermally protected class P, sound rated A, with less than 20% total harmonic distortion. The minimum number of ballasts will be used unless otherwise specified.

Mounting: Standard installation is an adjustable self-locking aircraft assembly 48" x 3/32" in diameter with 5" canopy. One 16/4 SJT straight 54" cord is supplied with each power feed. Standard pendants are available in 24" lengths. See Accessories for additional mounting.

Finish: Fixture housing and steel components are finished in baked white enamel applied over a five-stage pretreatment process.

Lamps: Fixtures are provided for use with two or three 32 watt T8 lamps or 54 watt T5 HO lamps. (Supplied by Others)

Certification: Luminaires are U. L. Listed, C. S. A. certified and are Union Made in the United States of America I.B.E.W.

ORDERING GUIDE

MODEL NO.	DIRECTION	SHIELDING	LAMPS	MOUNTING	LENGTH	FINISH	VOLTAGE	OPTIONS
AD-359	I							
AD-359	I= Indirect	ARL= Acrylic Ribbed Lens	232 T8 332 T8 254T5 HO 354T5 HO	AC= Cable PD= Pendant	4= ft 8= ft	W= White CC= Custom Color	120v 277v	See Options Below
			O= Other Specify	See Accessories	for other, please enter row length (eg. 48=48ft)			

Example: **AD-359-I-ARL-232T8-AC-4-W-120V**

AD-359 indirect with acrylic ribbed lens for two 32 watt T8 lamps including two 48 inch aircraft cables and power feed four foot fixture finished in baked white enamel 120v electronic ballast less than 20% total harmonic distortion.

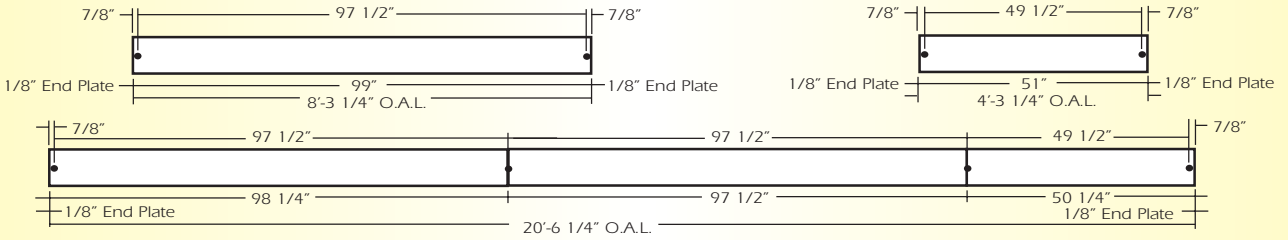
OPTIONS

- E10=** Electronic ballast, high power factor, thermally protected class P, sound rated A, < 10% total harmonic distortion
- DIM=** Dimming Ballast
- EPC=** Emergency Battery Pack
- EMC=** Emergency Circuit
- TCW=** Two Circuit Wiring
- TDW=** Tandem Wiring
- OTH=** See Accessories for other options available

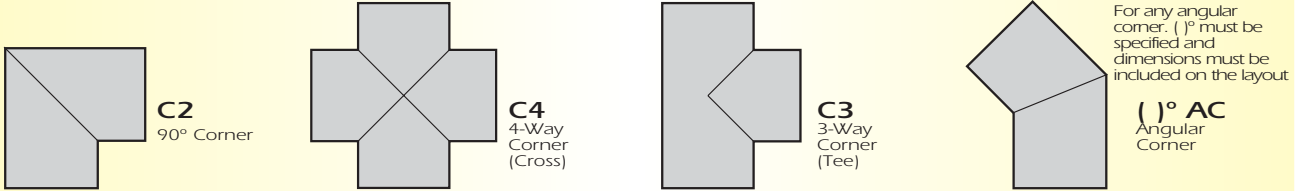
Ovals

AD-359-I

LINEAR SECTIONS AND SUSPENSION LOCATION

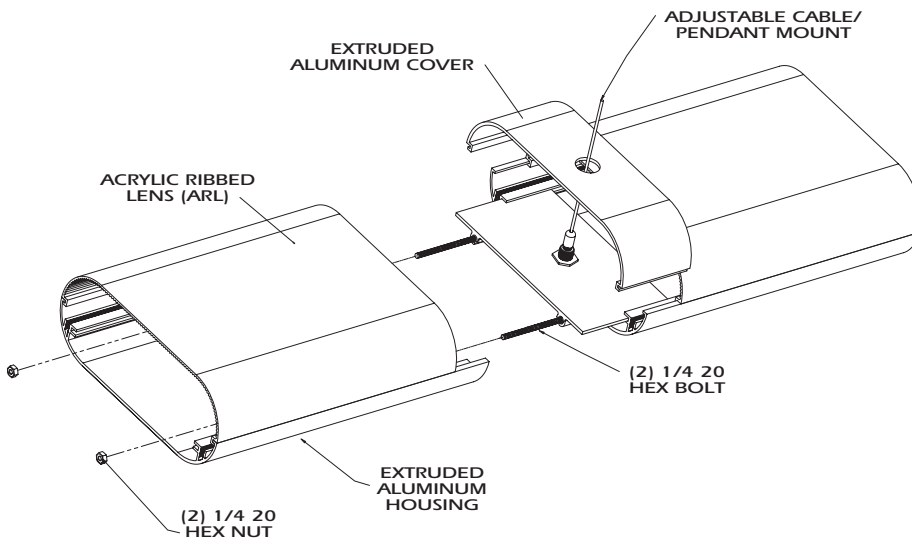


CORNERS Corners and fixture extensions are custom fabricated to precise dimensions. Please indicate the specific requirements on the layout

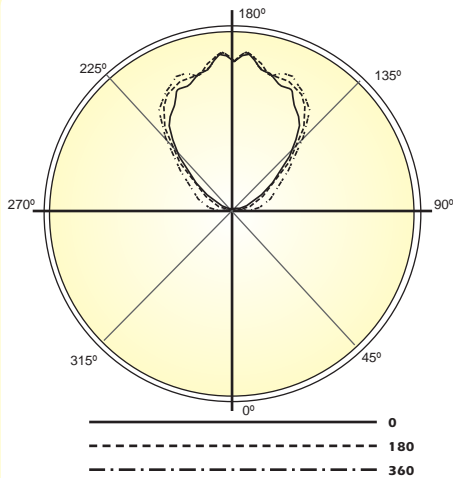


For any pattern, a layout must accompany the order.

INSTALLATION PREPARATION



PHOTOMETRY



LAMP (3) 32W T8
LUMENS: 2900 PER LAMP
ARL-LENS

Candela Distribution:

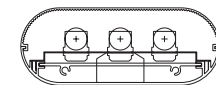
Vert. Angle	0	90	180	270	360
90	13.6	37.9	121	288	323
95	33.5	64.7	166	316	390
100	104	142	252	411	463
105	185	219	328	486	536
110	246	274	410	555	594
115	355	373	522	631	686
120	473	506	655	768	793
125	679	733	844	938	956
130	1009	979	1079	1201	1200
135	1237	1270	1387	1436	1433
140	1504	1562	1636	1729	1754
145	1746	1798	1910	1993	1990
150	1866	1981	2053	2138	2125
155	2042	2064	2114	2242	2190
160	2037	2097	2135	2205	2229
165	2153	2179	2144	2181	2143
170	2224	2190	2282	2232	2229
175	2401	2348	2392	2293	2442
180	2290	2290	2290	2290	2290

Optical Distribution:
Indirect

Coefficients of Utilization - Zonal Cavity Method:

pfc = 0.20

pcc	.8	.7	.5	.3	.1	0
pw	.7 .5 .3 .1	.7 .5 .3 .1	.5 .3 .1	.5 .3 .1	.5 .3 .1	0
RCR						
0	64 64 64 64	55 55 55 55	37 37 37	21 21 21	6 6 6	0
1	58 55 53 51	50 47 45 44	32 31 30	18 18 17	6 5 5	0
2	53 48 45 41	45 41 38 36	28 26 25	16 15 14	5 5 4	0
3	48 42 38 34	41 36 33 30	25 22 21	14 13 12	4 4 4	0
4	44 37 32 29	37 32 28 25	22 19 17	12 11 10	4 3 3	0
5	40 33 28 24	34 28 24 21	19 17 15	11 10 8	3 3 2	0
6	37 29 24 21	31 25 21 18	17 14 12	10 8 7	3 2 2	0
7	34 26 21 18	29 22 18 15	15 13 11	9 7 6	2 2 2	0
8	31 23 19 15	26 20 16 13	14 11 9	8 6 5	2 2 1	0
9	29 21 16 13	24 18 14 12	12 10 8	7 6 5	2 2 1	0
10	27 19 15 12	23 16 13 10	11 9 7	6 5 4	2 1 1	0



Total Luminaire Optical Efficiency = 68.2%

SCW-2