


# Generation Series 2

G2-DI-2



**TYPE** \_\_\_\_\_

**FEATURES**

The G2-DI-2 is one variation of a complete family of suspended linear fluorescent luminaires. The G2-DI-2 is a direct/indirect version of the family of luminaires. The computer designed optical system creates a widespread indirect distribution while the variety of direct components provides contrast. The low profile and modern design provide excellent efficiency and styling where high performance and uniform lighting are required.

**SPECIFICATIONS**

**Housing:** One piece die formed 20-gauge cold rolled steel welded construction forming a 6" x 2" rounded profile. Perforated cluster sections are 1/16" diameter x 3/32" straight centers with white .020 translucent overlay. Finished end caps are laser cut 16-gauge cold rolled steel, with no exposed hardware or knockouts. Aligner brackets are provided to eliminate light leaks and for precision alignment of continuous rows.

**Reflector:** Die formed 20-gauge cold rolled steel minimum 90% reflectivity finished in high gloss baked white enamel with die formed .025 specular anodized aluminum side reflectors.

**Electrical:** Ballast is electronic, high power factor, thermally protected class P, sound rated A, with less than 10% total harmonic distortion. The minimum number of ballasts will be used unless otherwise specified.

**Mounting:** Standard Installation is an adjustable self-locking aircraft cable assembly 48" x 3/32" in diameter with 5" canopy. One 16/4 SJT straight 54" cord is supplied with each power feed. Standard pendants are available in 24" lengths. See Accessories for additional mounting.

**Finish:** Fixture housing and steel components are finished in baked white enamel applied over a five-stage pretreatment process.

**Lamps:** Fixtures are provided for use with two or three 28 watt T5 lamps or 54 watt T5 HO lamps. (Supplied by Others)

**Certification:** Luminaires are U. L. Listed, C. S. A. certified and are Union Made in the United States of America I.B.E.W.

**ORDERING GUIDE**

MODEL NO.	DIRECTION	SHIELDING	LAMPS	MOUNTING	LENGTH	FINISH	VOLTAGE	OPTIONS
<b>G2</b>	- <b>DI</b>	- <b>2</b>	- <input type="checkbox"/>	- <input type="checkbox"/>	- <input type="checkbox"/>	- <input type="checkbox"/>	- <input type="checkbox"/>	- <input type="checkbox"/>
<b>G2</b>	<b>DI</b> = Direct/Indirect	<b>2</b> =Perforated Cluster	<b>228T5</b> <b>328T5</b> <b>254T5 HO</b> <b>354T5 HO</b>	<b>AC</b> = Cable <b>PD</b> = Pendant	<b>4</b> = 4 ft <b>8</b> = 8 ft <b>12</b> = 12 ft	<b>W</b> = White <b>CC</b> = Custom Color	<b>120v</b> <b>277v</b>	<b>See Options Below</b>
			<b>O</b> =Other Specify	See Accessories	for other, please enter row length (eg. 48=48ft)			

Example: **G2-DI-2-254T5HO-AC-4-W-277V**

Example: Generation Two with perforated cluster sections with opal overlay for two 54 watt T5 HO lamps with two 48 inch aircraft cables and power feed four foot fixture finished in baked white enamel with 277v electronic ballast less than 10% total harmonic distortion.

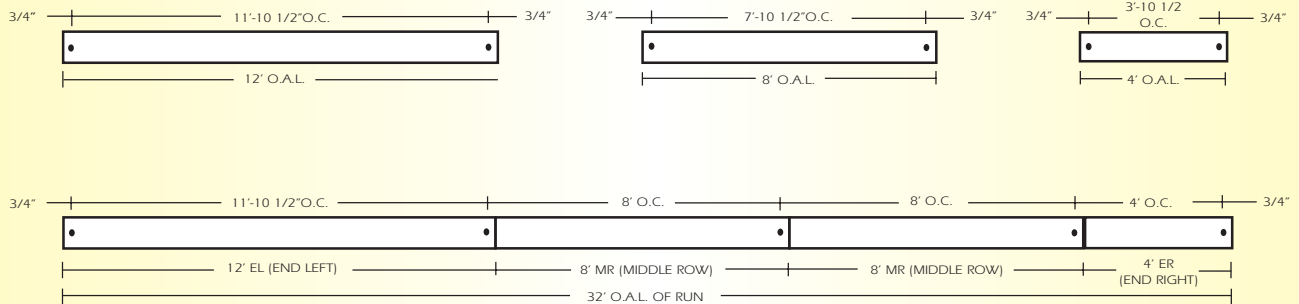
**OPTIONS**

- DIM**= Dimming Ballast
- EPC**= Emergency Battery Pack
- EMC**= Emergency Circuit
- TCW**= Two Circuit Wiring
- TDW**= Tandem Wiring
- QCW**= Quick Connect Wiring
- OTH**= See Accessories for other options available

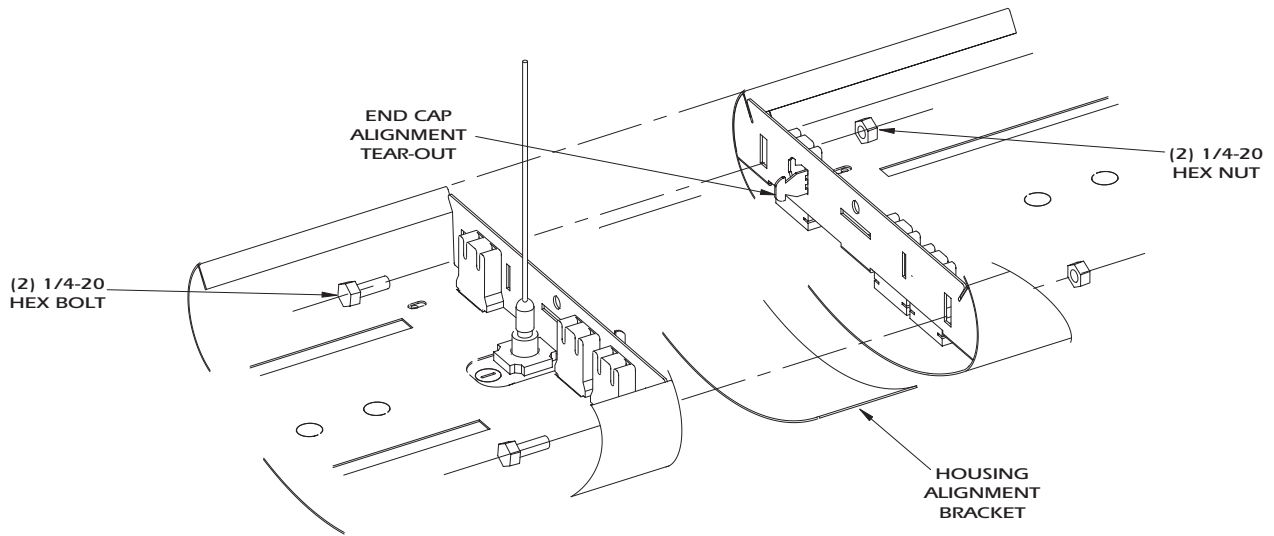
# Generation Series 2

G2-DI-2

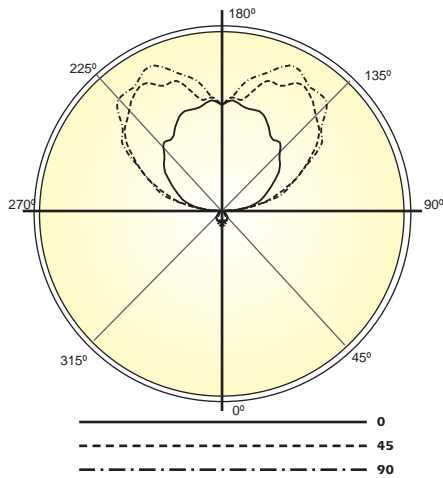
LINEAR SECTIONS AND SUSPENSION LOCATION



INSTALLATION PREPARATION



PHOTOMETRY



LAMP (2) 54W T5 HO  
LUMENS: 5000 PER LAMP

Candela Distribution:

Vert. Angle	0	22.5	45	67.5	90
0	171	171	171	171	171
5	175	195	236	166	185
15	165	172	176	179	201
25	164	149	160	158	165
35	131	140	117	87	66
45	90	85	64	31	31
55	52	42	29	24	26
65	11	18	17	18	21
75	4	5	7	12	14
85	2	2	2	3	4
95	305	287	258	254	240
105	602	777	819	871	916
115	798	1224	1311	1368	1290
125	1062	1545	1775	1804	1879
135	1243	1734	2043	2199	2277
145	1344	1807	2274	2354	2345
155	1568	1771	2120	2353	2468
165	1625	1698	1943	2137	2152
175	1706	1522	1752	1808	1761
180	1623	1623	1623	1623	1623

Optical Distribution:  
96% Indirect: 4% Direct

Coefficients of Utilization - Zonal Cavity Method:

pfc = 0.20

	.8	.7	.5	.3	.1	0											
pcc	.8	.7	.5	.3	.1	0											
pw	.7	.5	.3	.1	.5	.3	.1	.5	.3	.1	0						
RCR																	
0	83	83	83	83	71	71	71	50	50	50	30	30	30	12	12	3	
1	75	72	69	66	65	62	60	57	43	42	41	26	25	25	10	10	3
2	69	63	58	54	59	54	50	47	38	36	34	23	22	21	8	8	2
3	63	55	50	45	54	48	43	39	34	31	28	20	19	18	7	7	2
4	57	49	43	38	49	42	37	33	30	26	24	18	16	15	6	6	2
5	52	43	37	32	45	37	32	28	26	23	20	16	14	13	5	5	2
6	48	38	32	28	41	33	28	24	24	20	18	14	13	11	5	5	2
7	44	34	28	24	38	30	25	21	21	18	15	13	11	10	4	4	1
8	41	31	25	21	35	27	22	18	19	16	13	12	10	8	4	4	1
9	38	28	22	18	32	24	19	16	17	14	12	11	9	7	3	3	1
10	35	26	20	16	30	22	17	14	16	13	10	10	8	7	3	3	1



Total Luminaire Optical Efficiency = 86.0%