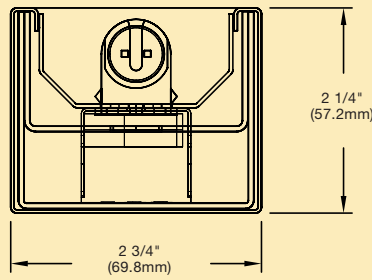
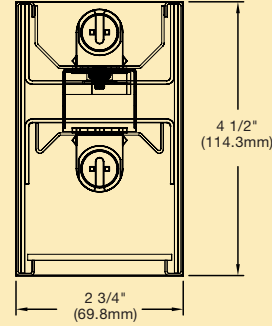


PTP33-D



PTP22-I



PTP24-DI

Features

PTP33-D, PTP22-I and PTP24-DI are sleeker versions of our standard PTP linear series. The PTP33-D, PTP22-I and PTP24-DI are designed for surface, suspended or wall mounting. The smaller size allows for versatility and creativity in modern applications. PTP33-D, PTP22-I and PTP24-DI are the ideal luminaire for open spaces and energy efficient applications.

Specifications

HOUSING: Die formed 20-gauge cold rolled steel housing. Joiner ends are notched below the lamps for continuous appearance in row mounted applications.

SHIELDING: Prismatic, White Opal and P95-satin acrylic as well as a Steel Cross Baffle are available.

REFLECTOR: Die formed 20-gauge cold rolled steel minimum 90% reflectivity finished in baked white enamel.

ELECTRICAL: Ballast is electronic, low-profile, universal voltage 120/277, high power factor, thermally protected, sound rated A with less than 10% total harmonic distortion. Luminaires in rows are pre-wired with quick connect through wiring. The minimum number of ballasts will be used unless otherwise specified. Please consult factory for lamp/ballast availability.

BALLAST DISCONNECT: Luminaires are pre-wired with integrated locking disconnects.

MOUNTING: Standard installation is an adjustable self locking aircraft assembly 48" x 3/32" with a 5" canopy. One 16/4 SJT straight 54" cord is provided per power feed location. Standard pendants are available in 24" lengths. Surface and wall mounting also available. See Mounting Options pages for additional mounting.

FINISH: Fixture housing and steel components are finished in baked white enamel applied over a five-stage pretreatment process.

LAMPS: Fixtures are provided for use with T5 or T5HO lamps. (Supplied by Others)

CERTIFICATION: Luminaires are U.L. Listed, C.S.A. certified and are Union Made in the United States of America. I.B.E.W.

TYPE

Ordering Guide

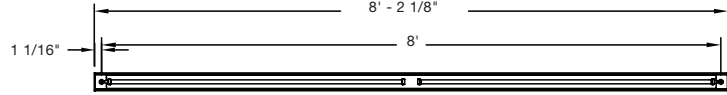
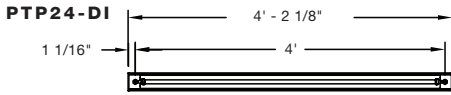
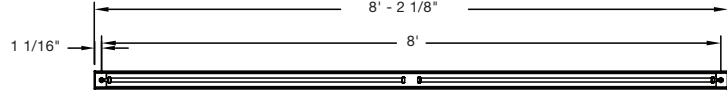
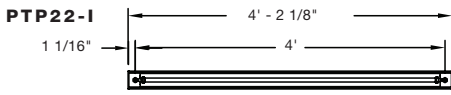
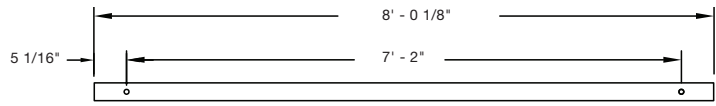
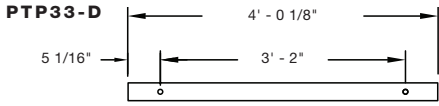
MODEL NO.	DIRECTION	SHIELDING	NUMBER OF LAMPS	LAMPS	MOUNTING	ROW LENGTH	FINISH	VOLTAGE	OPTIONS
PTP									
PTP22-I	I = Indirect	PRS = Prismatic Acrylic	1	T5	AC = Cable	4 = 4 ft	W = White	UNV = 120/277	DIM = Dimming Ballast
PTP33-D	D = Direct	WOA = White Opal Acrylic	2*	T5HO	PD = Pendant	8 = 8 ft	CC = Custom Color		EPC = Emergency Battery Pack
PTP24-DI	DI = Direct/Indirect	P95 = Satin Acrylic SCB = Steel Cross Baffle PSCB = Perforated Steel Cross Baffle	*DI Only		S = Surface Other mounting options available, see pgs. 357-359	For other, please enter row length (eg. 48 = 48 ft)			EMC = Emergency Circuit OTH = Other options available, see page 355

Example » PTP33 | D | PRS | 1T5HO | 4 | AC | W | UNV

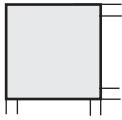
PTP33 direct with a prismatic lens for one 54 watt T5HO lamp, aircraft cable mounted 4" fixture, finished in baked white enamel, universal voltage electronic ballast less than 10% total harmonic distortion.



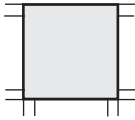
Linear Sections and Suspension Location



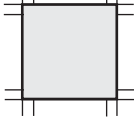
JOINERS



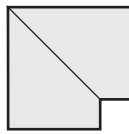
JB2
JB2-90° (Corner)
Joiner Box



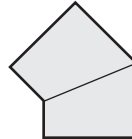
JB3
JB3-3-Way
(Tee) Joiner Box



JB4
JB4-4-Way (Cross)
Joiner Box



C2
90° Corner



()° AC
Angular
Corner

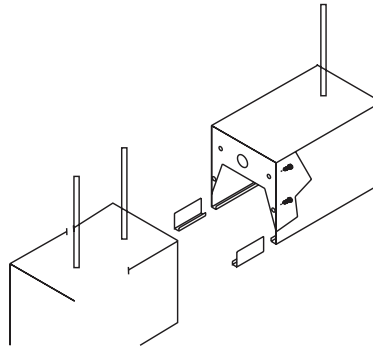
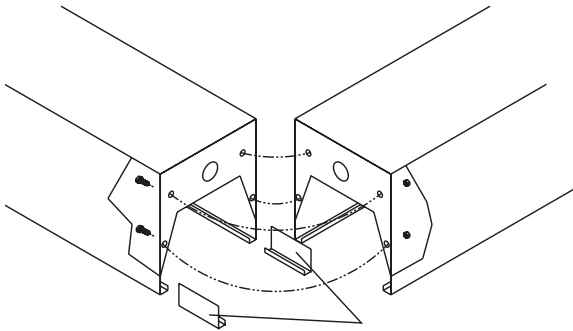
CORNERS Corners and fixture extensions are custom fabricated to precise dimensions. Please indicate the specific requirements on the layout

For any angular corner, ()° must be specified and dimensions must be included on the layout

For any pattern, a layout must accompany the order.

Installation Preparation

TYPICAL JOINT DETAIL



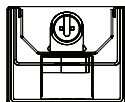
Photometry

COEFFICIENTS OF UTILIZATION-ZONAL CAVITY METHOD

pcc = 0.20

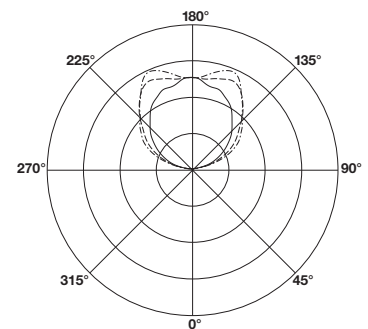
pcc	.8			.7			.5			.3			.1			0		
pw	.7	.5	.3	.7	.5	.3	.5	.3	.1	.5	.3	.1	.5	.3	.1	0		
RCR																		
0	78	78	78	78	67	67	67	67	46	46	46	26	26	26	8	8	8	0
1	71	68	65	62	61	58	56	54	40	38	37	23	22	21	7	7	7	0
2	65	59	55	51	55	51	47	44	35	32	30	20	19	18	6	6	5	0
3	59	52	46	42	50	44	40	36	30	28	25	17	16	15	5	5	4	0
4	54	46	40	35	46	39	34	30	27	24	21	15	14	12	5	4	4	0
5	49	40	34	30	42	35	29	26	24	20	18	13	12	10	4	4	3	0
6	45	36	30	25	38	31	26	22	21	18	15	12	10	9	4	3	3	0
7	41	32	26	22	35	27	22	19	19	16	13	11	9	8	3	3	2	0
8	38	29	23	19	32	25	20	16	17	14	11	10	8	7	3	2	2	0
9	35	26	20	16	30	22	18	14	15	12	10	9	7	6	2	2	2	0
10	33	24	18	14	28	20	16	12	14	11	9	8	6	5	2	2	1	0

Total Luminaire Optical
Efficiency = 82.8%



CANDELA DISTRIBUTION

Vert. Angle	0	22.5	45	67.5	90
90	11.1	14.1	13.3	18.2	20.8
95	65.0	81.3	73.2	89.6	102
100	164	198	187	217	214
105	270	313	315	362	359
110	358	420	439	490	513
115	447	520	558	607	642
120	536	622	668	707	748
125	623	721	762	803	821
130	712	816	856	881	903
135	785	894	980	965	968
140	863	976	1090	1076	1082
145	955	1057	1194	1199	1186
150	1021	1120	1273	1325	1323
155	1069	1149	1299	1378	1407
160	1121	1163	1271	1370	1392
165	1123	1163	1243	1310	1334
170	1151	1179	1212	1251	1267
175	1207	1192	1212	1231	1218
180	1216	1216	1216	1216	1216



— 0
- - - 45
- · - · - 90

Lamp (1) 54w T5HO

Lumens: 5000 Per Lamp

Optical Distribution:
100% Indirect

Day-O-Lite reserves the right to change product specifications without notice for product improvement.