

Features

The Versa Lite 1669 is complete flexible fascia fixture allowing for direction of lighting to be changed by rotating the fascia to the specific level of lighting for the environment illumination. The Versa Lite 1669 is fully perforated with 1/16" holes on 3/32" staggered centers. The computer design reflector system creates the illumination needed with its two levels of adjustment for the environment fascia and provides useful contrast. The slim design is not only flexible but it is also ADA compliant.

Specifications

HOUSING: Die formed 20-gauge cold rolled steel welded construction. End caps are provided with multilevel positioning to adjust the rotational fascia.

REFLECTOR: Die formed 20-gauge cold rolled steel minimum 90% reflectivity finished in high gloss baked white enamel.

SHIELDING: Die formed 20-gauge cold rolled perforated steel with 1/16" holes at 3/32" O.C. with a white acrylic .020 translucent overlay. End caps are welded to shielding and are provided with mounting brackets for rotating fascia.

ELECTRICAL: Ballast is electronic, low-profile, universal voltage 120/277, high power factor, thermally protected, sound rated A with less than 10% total harmonic distortion. The minimum number of ballasts will be used unless otherwise specified. Please consult factory for lamp/ballast availability.

BALLAST DISCONNECT: Luminaires are pre-wired with integrated locking disconnects.

MOUNTING: Standard installation is key slots 3' 6" O.C. for ease of installation on four-foot fixtures.

FINISH: Fixture housing and steel components are finished in baked white enamel applied over a five-stage pretreatment process.

LAMPS: Fixtures are provided for use with one T8, or one or two T5 or T5HO lamp. (Supplied by others)

CERTIFICATION: Luminaires are U.L. Listed, C.S.A. certified and are Union Made in the United States of America I.B.E.W.

TYPE

Ordering Guide

MODEL NO.	DIRECTION	NUMBER OF LAMPS	LAMPS	MOUNTING	ROW LENGTH	FINISH	VOLTAGE	OPTIONS
VL 1669	DI							
VL 1669	DI = Direct/ Indirect	1 2* *T5, T5HO only	T8 T5 T5HO	WM = Wall Mount	2 = 2 ft 3 = 3 ft 4 = 4 ft 6 = 6 ft 8 = 8 ft For other, please enter row length (eg. 48 = 48 ft)	W = White CC = Custom Color	UNV = 120/277	DIM = Dimming Ballast EPC = Emergency Battery Pack EMC = Emergency Circuit OTH = Other options available, see page 355

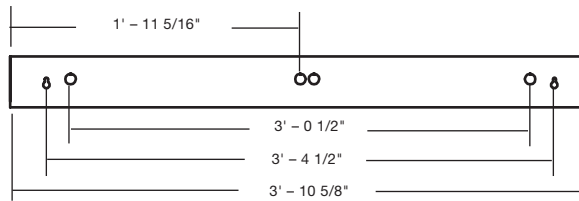
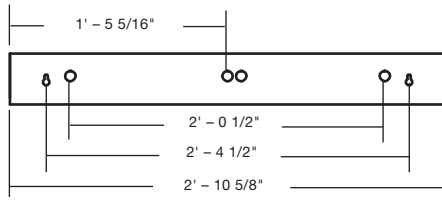
Example » VL 1669 | DI | 1T8 | WM | 4 | W | UNV

Versa Lite direct / indirect with continuous perforated shielding for one 32 watt T8 lamp wall mounted four foot fixture finished in baked white enamel universal voltage electronic ballast less than 10% harmonic distortion.

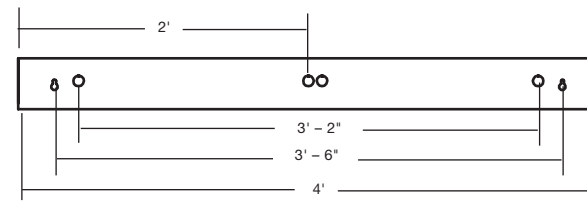
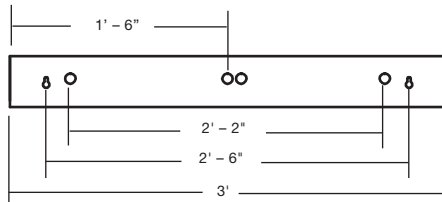


Linear Sections and Suspension Location

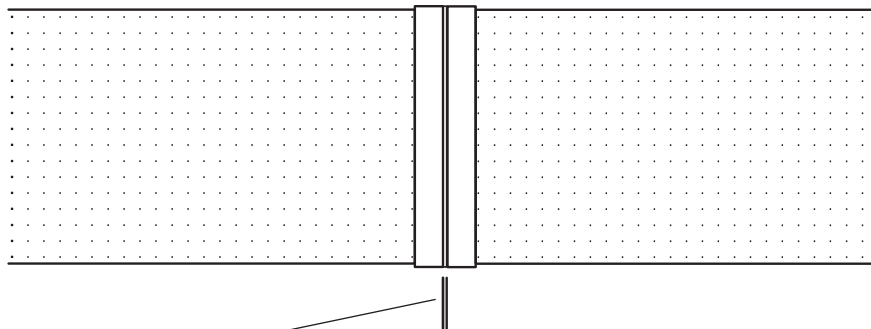
T5



T8



Installation Preparation



When mounting allow a space between fixtures for adjustable front shield.

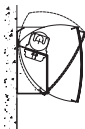
Photometry

COEFFICIENTS OF UTILIZATION-ZONAL CAVITY METHOD

pfc = 0.20

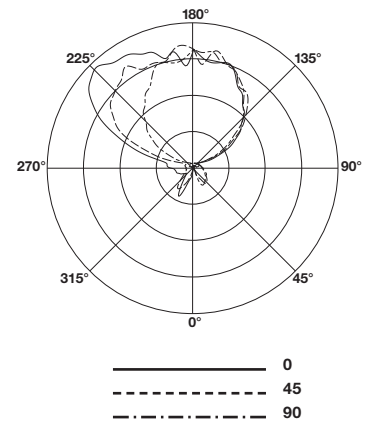
pcc	.8		.7		.5		.3		.1		0							
pw	.7	.5	.3	.1	.7	.5	.3	.1	.5	.3	.1	0						
RCR																		
0	72	72	72	72	63	63	63	63	47	47	47	31	31	31	17	17	17	11
1	65	62	59	56	57	54	52	50	40	38	37	27	26	25	14	14	14	8
2	59	54	49	46	52	47	43	40	35	32	30	23	22	20	12	12	11	6
3	54	47	42	37	47	41	37	33	30	27	25	20	18	17	11	10	9	5
4	49	41	36	31	43	36	31	28	27	23	21	18	16	14	9	8	7	4
5	45	36	31	26	39	32	27	23	23	20	18	16	14	12	8	7	6	3
6	41	32	27	22	36	28	24	20	21	18	15	14	12	10	7	6	5	3
7	38	29	23	19	33	25	21	17	19	15	13	12	10	9	7	5	5	2
8	35	26	21	17	30	23	18	15	17	14	11	11	9	8	6	5	4	2
9	32	23	18	15	28	21	16	13	15	12	10	10	8	7	5	4	3	2
10	30	21	16	13	26	19	14	11	14	11	9	9	7	6	5	4	3	1

Total Luminaire Optical Efficiency = 73.6%



CANDELA DISTRIBUTION

Vert. Angle	0	22.5	45	67.5	90
0	18.9	18.9	18.9	18.9	18.9
10	9.24	14.3	25.1	42.4	25.4
20	13.6	28.3	41.5	58.4	46.9
30	14.1	39.3	66.2	85.1	82.5
40	13.4	48.8	72.2	91.2	105
50	13.6	58.2	88.1	114	106
60	20.5	66.1	106	106	99.4
70	21.8	71.0	103	102	90.3
80	20.6	71.7	92.9	88.2	83.2
90	23.6	70.9	79.2	70.8	72.6
100	24.8	74.2	74.9	59.9	63.3
110	25.8	63.0	56.0	52.7	52.2
120	26.4	57.5	51.1	42.3	42.8
130	25.6	48.0	41.5	37.5	36.8
140	25.1	40.3	31.2	32.6	32.2
150	17.3	26.6	24.6	23.3	21.0
160	11.8	14.6	17.1	19.1	21.4
170	4.09	9.88	13.6	12.6	13.7
180	3.23	8.09	12.2	13.8	17.3



Lamp (1) 32w T8

Lumens: 2900 Per Lamp

Optical Distribution:
Direct/Indirect

Day-O-Lite reserves the right to change product specifications without notice for product improvement.