

Features

STYS-PBL is a new addition to our standard STYS series. The STYS-PBL compliments the perforated version in today's modern applications. STYS-PBL is the ideal luminaire for any installation where high performance and comfortable lighting is required.

Specifications

HOUSING: One piece die formed 20-gauge cold rolled steel housing. Welded construction forming a 2 5/8" x 9" curved profile. Aligner brackets are provided for precision alignment of continuous rows. Optional downlight reflector is available for 3-lamp application.

SHIELDING: Parabolic semi-specular low iridescence aluminum louver. Optional diffusers are also available, please consult factory.

REFLECTOR: Die formed 20-gauge cold rolled steel minimum 90% reflectivity finished in baked white enamel, with high performance specular aluminum side reflectors.

ELECTRICAL: Ballast is electronic, low-profile, universal voltage 120/277, high power factor, thermally protected, sound rated A with less than 10% total harmonic distortion. Luminaires in rows are pre-wired with quick connect through wiring. The minimum number of ballasts will be used unless otherwise specified. Please consult factory for lamp/ballast availability.

BALLAST DISCONNECT: Luminaires are pre-wired with integrated locking disconnects.

MOUNTING: Standard installation is an adjustable self locking "Y" style aircraft assembly 48" x 3/32" with a 5" canopy. One 16/4 SJT straight 54" cord is provided per power feed location. Standard pendants are available in 24" lengths. See Mounting Options pages for additional mounting.

FINISH: Fixture housing and steel components are finished in baked white enamel applied over a five-stage pretreatment process.

LAMPS: Fixtures are provided for use with T5, T5HO or T8 lamps. (Supplied by Others) Top re-lamping, removal of louver is not required.

CERTIFICATION: Luminaires are U.L. Listed, C.S.A. certified and are Union Made in the United States of America. I.B.E.W.

TYPE

Ordering Guide

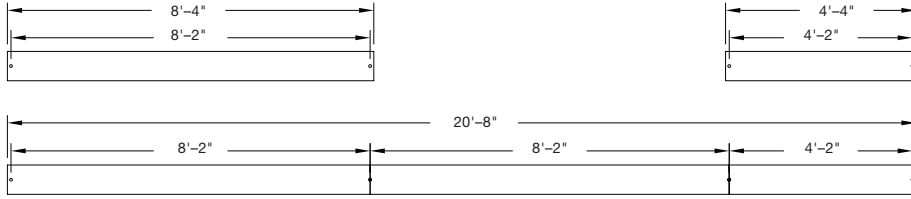
MODEL NO.	DIRECTION	SHIELDING	NUMBER OF LAMPS	LAMPS	MOUNTING	ROW LENGTH	FINISH	VOLTAGE	OPTIONS
STYS	DI								
STYS	DI = Direct/ Indirect	PBL = Parabolic Louver SCB = Steel Cross Baffle PSCB = Perforated Steel Cross Baffle	1 2 3	T8 T5 T5HO	AC = Cable PD = Pendant Other mounting options available, see pgs. 357-359	4 = 4 ft 8 = 8 ft For other, please enter row length (eg. 48 = 48 ft)	W = White CC = Custom Color	UNV = 120/277	DIM = Dimming Ballast EPC = Emergency Battery Pack EMC = Emergency Circuit TCW = Two Circuit Wiring SOC = Sensor Option OTH = Other options available, see page 355

Example » STYS | DI | PBL | 2T5HO | AC | 4 | W | UNV

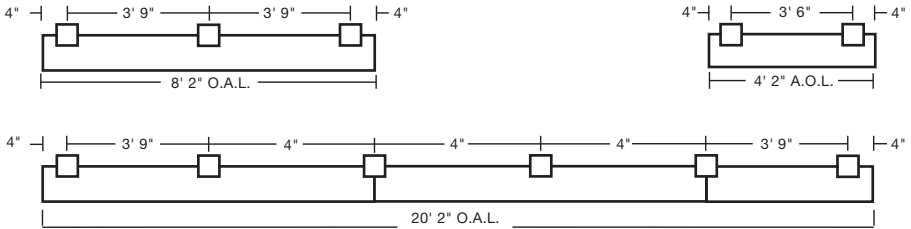
STYS direct indirect with a parabolic louver for two 54 watt T5HO lamps, aircraft cable mounted 4' fixture, finished in baked white enamel, universal voltage electronic ballast less than 10% total harmonic distortion.

Linear Sections and Suspension Location

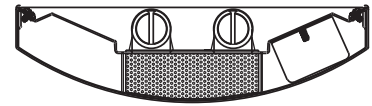
SUSPENSION MOUNTING



WALL MOUNTING

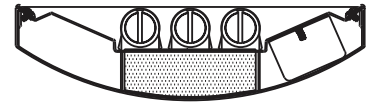


PSCB



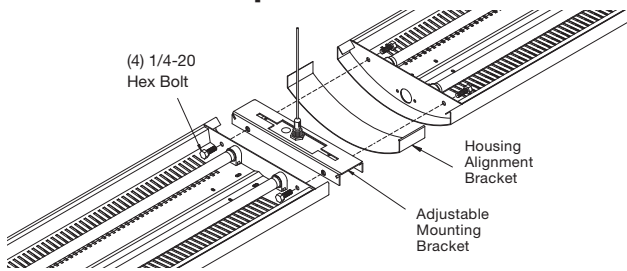
Perf Cross Baffle

SCB

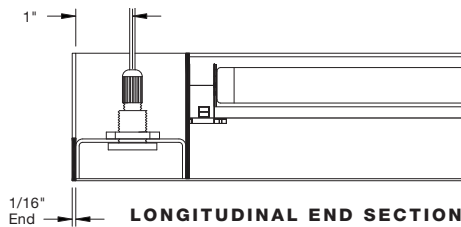
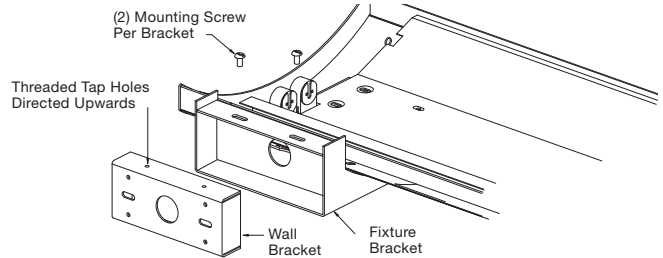


Cross Baffle

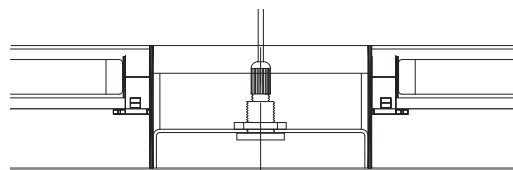
Installation Preparation



WALL BRACKET



JOINT DETAIL



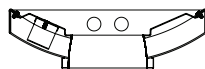
Photometry

COEFFICIENTS OF UTILIZATION-ZONAL CAVITY METHOD

pfc = 0.20

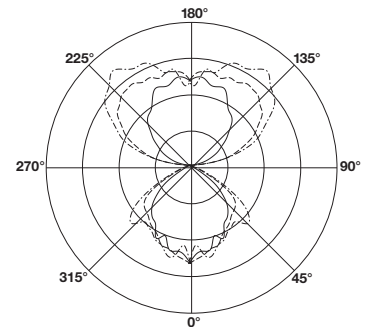
pcc	.8			.7			.5			.3			.1			0		
pw	.7	.5	.3	.1	.7	.5	.3	.1	.5	.3	.1	.5	.3	.1	.5	.3	.1	0
RCR																		
0	94	94	94	94	85	85	85	85	68	68	68	53	53	53	39	39	39	32
1	86	82	79	76	78	75	72	69	60	58	57	47	46	45	35	34	34	28
2	78	72	67	63	71	66	61	57	53	50	4	42	40	38	31	30	29	24
3	72	64	57	52	65	58	52	48	47	43	40	37	34	32	28	26	25	20
4	65	56	49	44	59	51	45	41	42	37	34	33	30	28	25	23	21	18
5	60	50	43	38	54	46	39	35	37	33	29	29	26	24	22	20	18	15
6	55	45	38	32	50	41	35	30	33	29	25	26	23	21	20	18	16	13
7	51	40	33	28	46	37	31	26	30	25	22	24	21	18	18	16	14	12
8	47	36	29	25	42	33	27	23	27	23	20	22	18	16	17	14	13	10
9	44	33	26	22	39	30	24	20	25	20	17	20	17	14	15	13	11	9
10	41	30	24	19	37	28	22	18	23	18	15	18	15	13	14	12	10	8

Total Luminaire
Optical Efficiency = 90.4%



CANDELA DISTRIBUTION

Vert. Angle	0	22.5	45	67.5	90
0	803	803	803	803	803
10	713	693	739	758	748
20	612	709	695	695	696
30	573	609	603	680	632
40	498	499	540	552	601
50	347	407	497	591	640
60	115	197	288	324	351
70	19.3	52.2	71.1	79.1	84.9
80	8.52	26.9	28.0	25.7	22.0
90	4.32	13.1	12.0	13.6	12.2
100	95.3	216	289	277	290
110	206	361	491	568	577
120	310	498	655	725	749
130	428	593	760	879	902
140	536	646	810	928	1000
150	626	674	782	874	915
160	682	725	755	845	862
170	720	743	776	784	793
180	686	686	686	686	686



— 0
- - - 45
- · - · - 90
Lamp (2) 32w T8

Lumens: 2900 Per Lamp

Optical Distribution:
36% Direct: 64% Indirect

Day-O-Lite reserves the right to change product specifications without notice for product improvement.