

Features

VL-1644 is an ADA compliant wall mounted linear luminaire, with a fully perforated fascia. The VL-1644 is the ideal luminaire for any installation where high performance and comfortable lighting are required.

Specifications

HOUSING: Die formed 20-gauge cold rolled steel perforated housing is 1/16" holes on 3/32" staggered centers with white acrylic .020 translucent overlay.

REFLECTOR: Die formed 20-gauge cold rolled steel minimum 90% reflectivity finished in a baked white enamel.

ELECTRICAL: Ballast is electronic, low-profile, universal voltage 120/277, high power factor, thermally protected, sound rated A with less than 10% total harmonic distortion. Luminaires in rows are pre-wired with quick connect through wiring. The minimum number of ballasts will be used unless otherwise specified. Please consult factory for lamp/ballast availability.

BALLAST DISCONNECT: Luminaires are pre-wired with integrated locking disconnects.

MOUNTING: Standard installation is wall mount.

FINISH: Fixture housing and steel components are finished in baked white enamel applied over a five-stage pretreatment process.

LAMPS: Fixtures are provided for use with T5, T5HO or T8 lamps. (Supplied by Others)

CERTIFICATION: Luminaires are U.L. Listed, C.S.A. certified and are Union Made in the United States of America. I.B.E.W.

TYPE

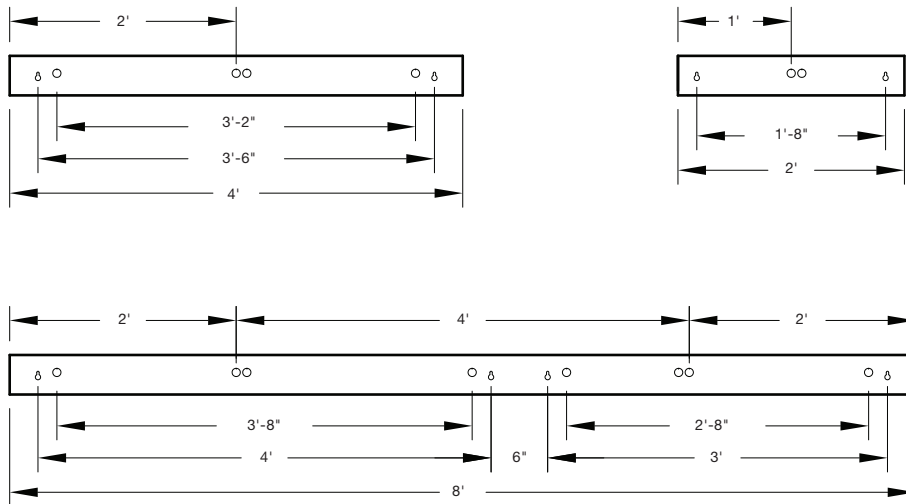
Ordering Guide

MODEL NO.	DIRECTION	NUMBER OF LAMPS	LAMPS	MOUNTING	ROW LENGTH	FINISH	VOLTAGE	OPTIONS
VL-1644	DI							
VL-1644	DI = Direct/Indirect	1 2	T5 T5HO T8	WM = Wall Mount	2 = 2 ft 3 = 3 ft 4 = 4 ft 6 = 6 ft 8 = 8 ft For other, please enter row length (eg. 48 = 48 ft)	W = White CC = Custom Color	UNV = 120/277	DIM = Dimming Ballast EPC = Emergency Battery Pack EMC = Emergency Circuit TCW = Two Circuit Wiring SOC = Sensor Option OTH = Other options available, see page 355

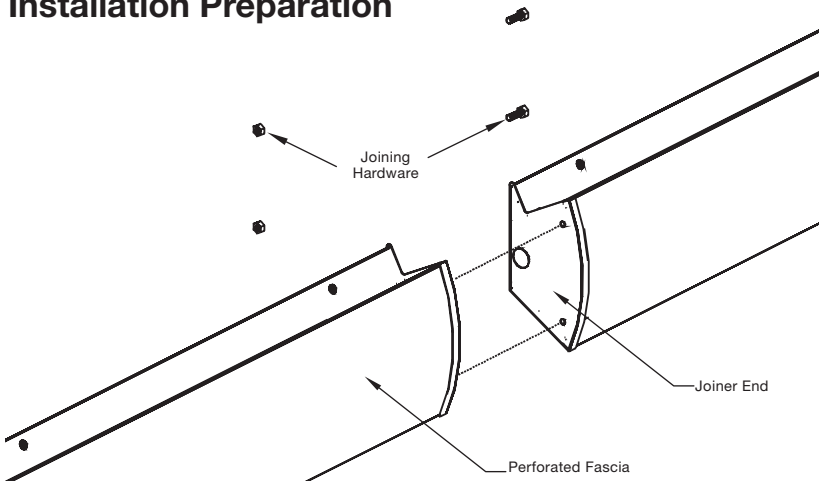
Example » VL-1644 | DI | 2T8 | WM | 4 | W | UNV

VL-1644 direct indirect with perforated front shield for two 32 watt T8 lamps, wall mounted 4' fixture, finished in baked white enamel, universal voltage electronic ballast less than 10% total harmonic distortion.

Linear Sections and Suspension Location



Installation Preparation



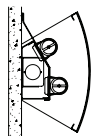
Photometry

COEFFICIENTS OF UTILIZATION-ZONAL CAVITY METHOD

pfc = 0.20

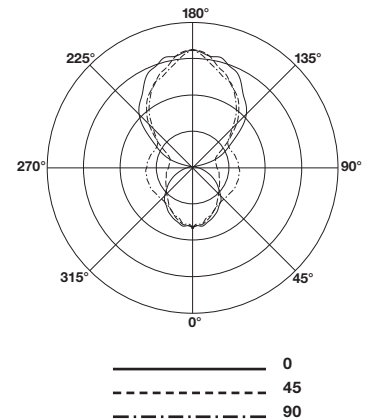
pcc	.8				.7				.5				.3				.1				0
pw	.7	.5	.3	.1	.7	.5	.3	.1	.5	.3	.1	.5	.3	.1	.5	.3	.1	.5	.3	.1	0
RCR																					
0	75	75	75	75	68	68	68	68	56	56	56	44	44	44	34	34	34	29			
1	67	63	59	56	60	57	54	52	46	44	42	37	35	34	28	26	26	21			
2	60	54	49	45	54	49	45	41	40	37	34	31	29	27	23	22	20	17			
3	54	47	41	37	49	43	38	34	35	31	28	27	24	22	20	18	17	13			
4	49	41	35	31	45	37	32	28	30	26	23	24	21	19	18	16	14	11			
5	45	36	30	26	41	33	28	24	27	23	20	21	18	16	16	14	12	9			
6	42	33	26	22	37	30	24	20	24	20	17	19	16	14	14	12	10	8			
7	38	29	23	19	35	27	21	18	22	18	15	17	14	12	13	11	9	7			
8	35	26	21	17	32	24	19	15	20	16	13	16	13	10	12	10	8	6			
9	33	24	18	15	30	22	17	14	18	14	11	14	11	9	11	9	7	5			
10	31	22	17	13	28	20	15	12	17	13	10	13	10	8	10	8	6	5			

Total Luminaire Optical
Efficiency = 71.5%



CANDELA DISTRIBUTION

Vert. Angle	0	22.5	45	67.5	90
0	475	475	475	475	475
10	467	471	455	452	450
20	434	438	413	405	406
30	395	385	367	362	367
40	349	317	313	342	352
50	271	235	275	332	356
60	199	163	247	326	367
70	118	103	224	329	369
80	46.4	65.0	211	320	369
90	9.93	43.2	191	305	360
100	78.9	56.7	186	299	349
110	230	145	196	289	330
120	346	304	272	294	324
130	525	449	416	390	389
140	645	576	563	535	531
150	756	702	667	665	657
160	831	799	762	732	730
170	862	872	854	828	810
180	903	903	903	903	903



Lamp (2) 32w T8

Lumens: 2900 Per Lamp

Optical Distribution:
40% Direct: 60% Indirect

Day-O-Lite reserves the right to change product specifications without notice for product improvement.