

Features

The Jazz DI is one variation of a complete family of direct/indirect fluorescent luminaires. Constructed of perforated steel and aluminum extrusions, it features a “reveal” between modules in continuous rows. The Jazz DI series can be furnished with a wide variety of perforated accent patterns in addition to the standard pattern. The standard pattern is two continuous perforated sections 5 1/2" wide on each side separated by a 3 1/4" solid band in the center of the fixture. The perforations are 1/16" holes on 3/32" straight centers. Laser cut corporate logos can also be supplied as a feature for reception areas and conference rooms. The computer designed optical system creates a widespread indirect distribution, while the variety of direct components provides useful contrast.

Specifications

HOUSING: One piece die formed 20-gauge cold rolled steel welded construction forming a 13" x 3 1/2" rounded profile. Continuous perforated sections are 1/16" x 3/32" straight centers with white .020 translucent overlay. Perforated sides are 5 1/2" wide and end 1" from fixture end. Decorative finished end caps are extruded aluminum incorporating leveling hanging supports with no exposed hardware or knockouts. Special logo designs and perforated patterns are available.

REFLECTOR: Die formed 20 gauge cold rolled steel minimum 90% reflectivity finished in high gloss baked white enamel. Die formed specular reflector is also available.

ELECTRICAL: Ballast is electronic, universal voltage 120/277, high power factor, thermally protected, sound rated A with less than 10% total harmonic distortion. Luminaires in rows are pre-wired with quick connect through wiring. The minimum number of ballasts will be used unless otherwise specified.

BALLAST DISCONNECT: Luminaires are pre-wired with integrated locking disconnects.

MOUNTING: Standard Installation is an adjustable self-locking aircraft cable assembly 48" x 3/32" in diameter with 5" canopy. One 16/4 SJT straight 54" cord is supplied with each power feed. Standard pendants are available in 24" lengths. See Mounting Options pages for additional mounting.

FINISH: Fixture housing and steel components are finished in baked white enamel applied over a five-stage pretreatment process.

LAMPS: Fixtures are provided for use with T8, T5, T5HO or compact fluorescent lamps. (Supplied by Others)

CERTIFICATION: Luminaires are U.L. Listed, C.S.A. certified and are Union Made in the United States of America I.B.E.W.

TYPE

Ordering Guide

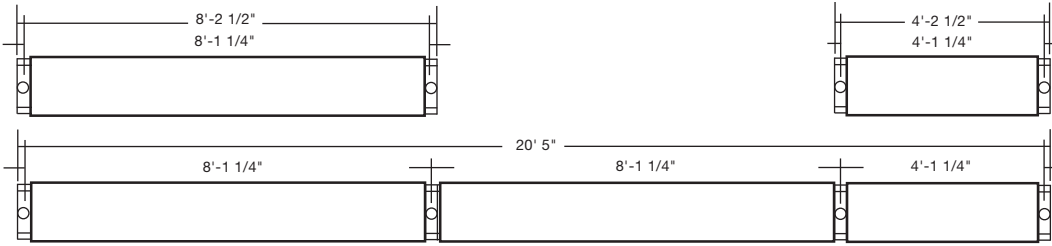
MODEL NO.	DIRECTION	NUMBER OF LAMPS	LAMPS	MOUNTING	ROW LENGTH	FINISH	VOLTAGE	OPTIONS
JAZ	DI							
JAZ	DI = Direct/ Indirect	1 2 3 4	T8 T5 T5HO	AC = Cable PD = Pendant Other mounting options available, see pgs. 357-359	2 = 2 ft 3 = 3 ft 4 = 4 ft 6 = 6 ft 8 = 8 ft For other, please enter row length (eg. 48 = 48 ft)	W = White CC = Custom Color	UNV = 120/277	DIM = Dimming Ballast EPC = Emergency Battery Pack EMC = Emergency Circuit TCW = Two Circuit Wiring SPR = Specular Reflector OTH = Other options available, see page 355

Example » JAZ | DI | 2T8 | AC | 4 | W | UNV

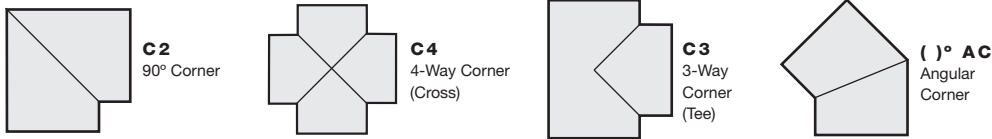
Jazz direct/indirect luminaire with continuous perforated shielding for two 32 watt T8 lamps with two 48 inch air craft cable and power feed four foot fixture finished in baked white enamel universal voltage electronic ballast less than 10% total harmonic distortion.

Linear Sections and Suspension Location

SUSPENSION MOUNTING



CORNERS Corners and fixture extensions are custom fabricated to precise dimensions. Please indicate the specific requirements on the layout

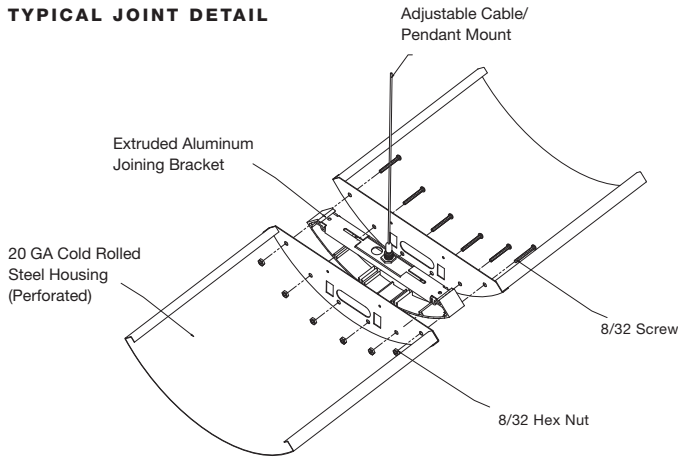


For any angular corner, ()° must be specified and dimensions must be included on the layout

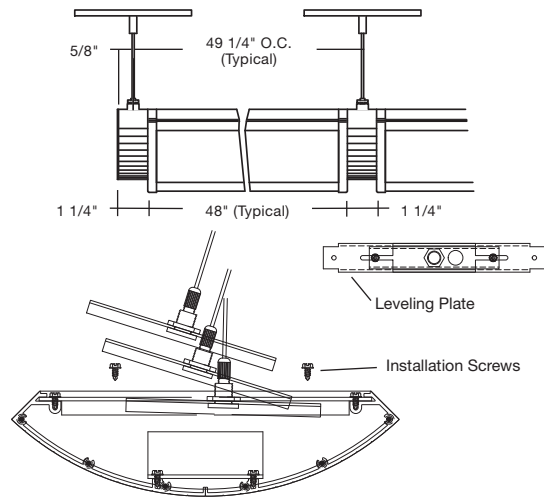
For any pattern, a layout must accompany the order.

Installation Preparation

TYPICAL JOINT DETAIL



MOUNTING BAR INSTALLATION



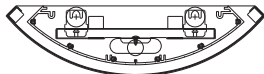
Photometry

COEFFICIENTS OF UTILIZATION-ZONAL CAVITY METHOD

pfc = 0.20

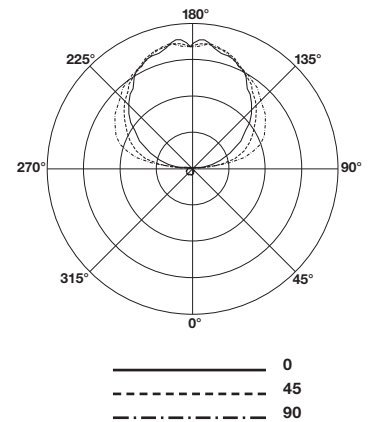
pcc	.8			.7			.5			.3			.1			0		
pw	.7	.5	.3	.1	.7	.5	.3	.1	.5	.3	.1	.5	.3	.1	.5	.3	.1	0
RCR																		
0	89	89	89	89	78	78	78	78	57	57	57	37	37	37	20	20	20	11
1	81	77	74	70	70	67	64	62	49	47	46	32	31	30	16	16	16	9
2	74	67	62	57	64	59	54	51	43	40	37	28	26	25	13	13	13	7
3	67	59	52	47	58	51	46	42	38	34	31	25	23	21	11	11	11	6
4	61	52	45	40	53	45	40	35	33	29	26	22	20	18	9	9	9	5
5	56	46	39	34	48	40	34	30	29	25	22	19	17	15	8	8	8	4
6	51	41	34	29	44	36	30	26	26	22	19	17	15	13	7	7	7	4
7	47	37	30	25	41	32	26	22	24	20	17	16	13	11	6	6	6	3
8	43	33	26	22	38	29	23	19	21	17	15	14	12	10	5	5	5	3
9	40	30	23	19	35	26	21	17	19	16	13	13	11	9	4	4	4	3
10	37	27	21	17	33	24	19	15	18	14	11	12	9	8	4	4	4	2

Total Luminaire Optical Efficiency = 90.6%



CANDELA DISTRIBUTION

Vert. Angle	0	22.5	45	67.5	90
0	183	183	183	183	183
10	178	183	183	188	182
20	183	179	174	180	176
30	162	163	163	167	168
40	143	140	146	150	146
50	120	117	123	127	129
60	89.7	93.1	97.2	104	105
70	65.6	66.1	74.2	83.4	88.1
80	41.2	39.6	53.2	65.8	69.4
90	21.7	44.4	62.7	72.4	81.5
100	195	301	458	546	574
110	403	467	636	769	814
120	596	630	754	867	905
130	776	798	875	956	997
140	939	949	987	1036	1056
150	1058	1082	1081	1102	1116
160	1169	1189	1186	1181	1185
170	1220	1219	1243	1239	1264
180	1210	1210	1210	1210	1210



Lamp (2) 32w T8

Lumens: 2900 Per Lamp

Optical Distribution:
12% Direct / 88% Indirect

Day-O-Lite reserves the right to change product specifications without notice for product improvement.